




Spokane County
ELECTIONS

Observer Training

2024




What is observing?

- By definition, observing is to watch carefully the way something happens or the way someone does something, especially in order to learn more about it.

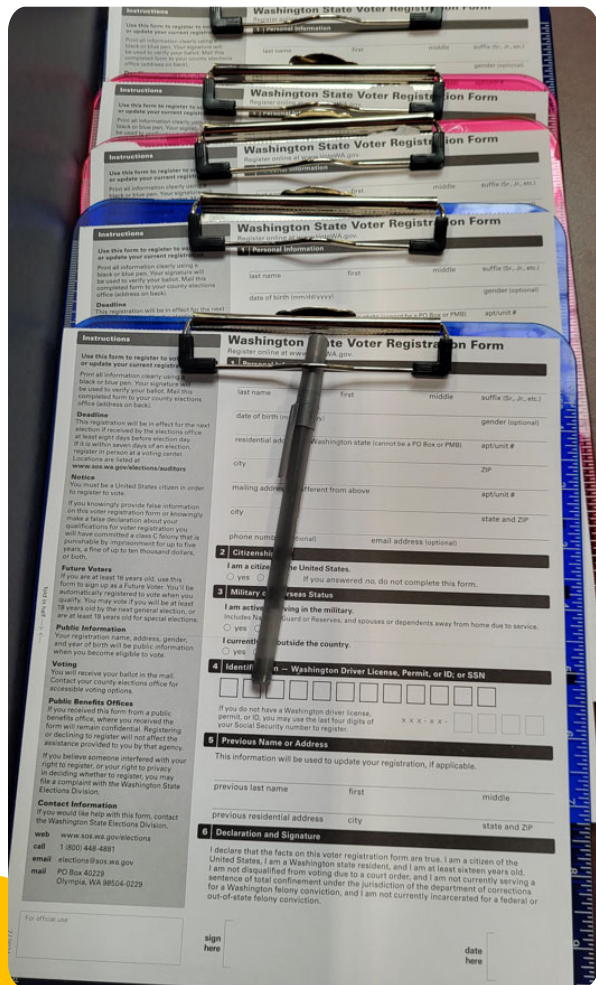
Why is observing important?

- It provides independent observation while helping to maintain confidence in the accuracy and integrity of the election process.



What do I do?

- Learn to understand the election process to observe for something out of the norm. Watch, listen, and if necessary complete a comment form.
- Observer question & comment forms are available throughout the elections processing center and on the Spokane County Elections website.



Voter Registration

- The first step in the election process.
- Spokane County Elections Office receives registrations from:
 - Paper voter registration forms
 - VoteWA online registration
 - State Agencies


Voter Registration



- Minimum information required (RCW 29A.08.020):
 - Name
 - Residential Address
 - Date of birth
 - Signature attesting to the truth of the information
 - Mailing address, if different from the residence
 - Affirmation of citizenship which confirms the individual is a United States Citizen
- If the driver's license number, state identification card number, or last four digits of the social security number provided by the applicant match the information maintained by the Washington department of licensing or the social security administration, and the applicant provided all information required by RCW 29A.08.010, the applicant must be registered to vote. If the information is missing or does not match, the voter is provisionally registered until they provide valid identification (RCW 29A.08.107)



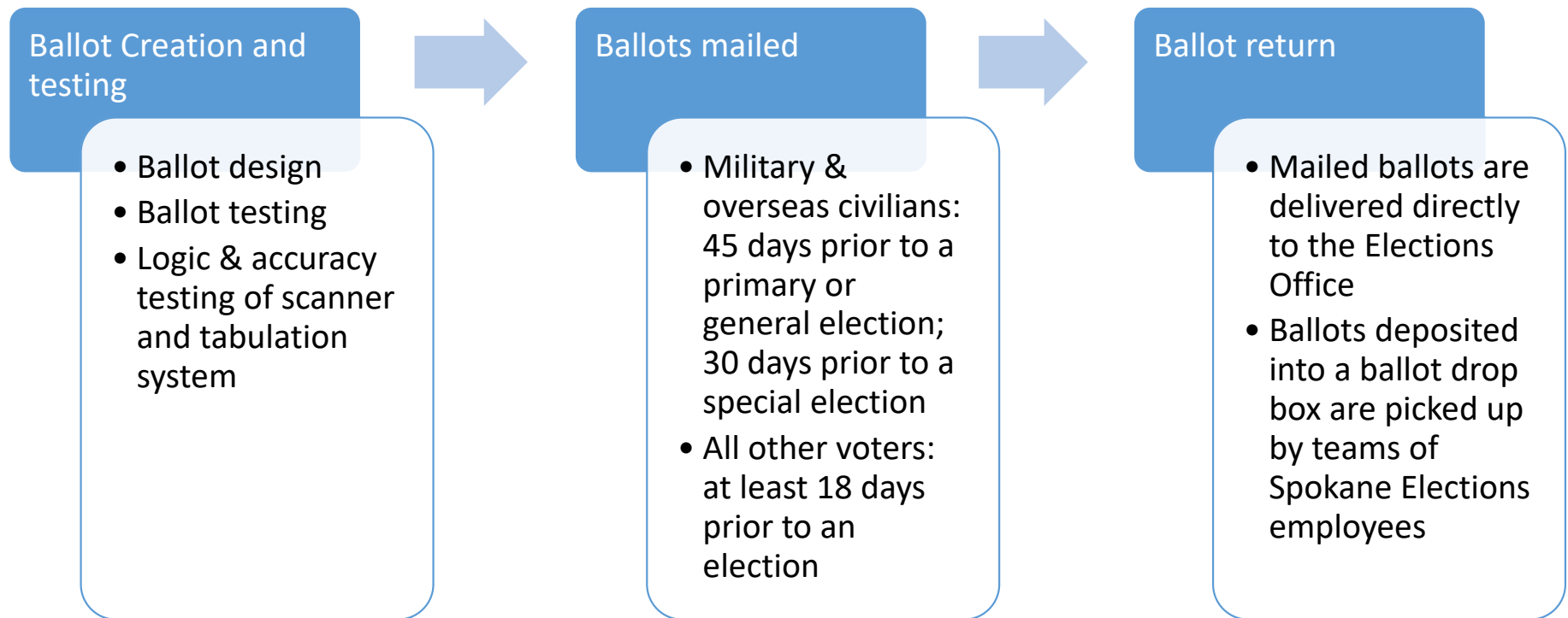
Voter Registration

- Deadlines
 - Online, State Agency, and mail registrations must be received 8 days before election day.
 - In person voter registration ends at 8:00 PM on Election Day.
- 

Stages of the Election Process



Understanding the Election process



Ballot Assembly

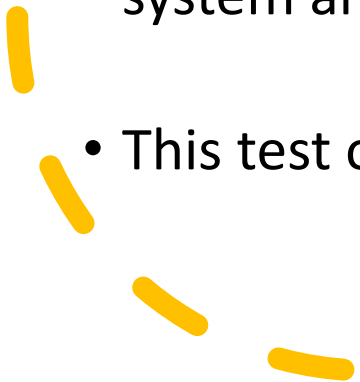


- Ballot packets include a precinct-specific ballot, security envelope, return envelope, and any election-specific inserts.
- Ballot packets are assembled approximately four to six weeks prior to election day.



Logic and Accuracy Test (L&A)

- The Logic and Accuracy test (L&A) is a set of procedures performed to ensure there are no errors on ballots or ballot displays and that voting machines are properly programmed.
- A marked ballot set with known results is scanned into the tabulation system and tabulation results are compared to the expected results.
- This test occurs prior to every election.

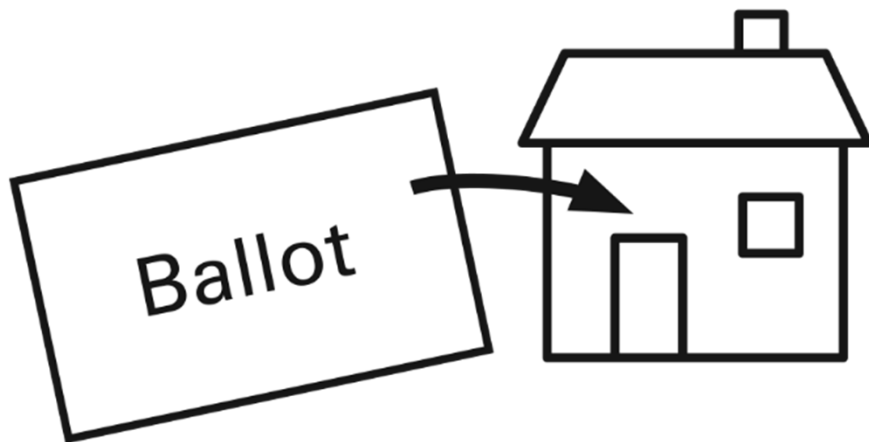


Accessible Voting Units

- Accessible Voting Units (AVU) allow individuals with disabilities to vote independently.
 - Use a touch screen or navigational keypad
 - Font can be enlarged and contrast can be changed
 - Ballot can be read to the voter through a headset
 - A voted paper ballot is printed for the voter to return with their signed ballot return envelope
- L&A testing also occurs on the Accessible Voting Units prior to every election.



Ballots Packets are Mailed



- Ballot packets are emailed and mailed to military and overseas voters (UOCAVA) 45 days prior to a primary or general election and 30 days prior to a special election to allow for the longer transit time.
- Ballot packets are mailed to all other voters at least 18 days before election day.
- Local voters' pamphlets are mailed to each Spokane County residence in the election. A state voters' pamphlet is mailed to each residence for General Elections.

Types of Voters

- Military and Overseas Voters (UOCAVA – Uniformed and Overseas Citizens Absentee Voting Act)
 - Military and overseas civilians may request a ballot be emailed to them and they are also mailed a physical ballot
 - Ballots are mailed 45 days prior to a primary or general election; 30 days prior to a special election
 - Ballot may be returned by mail, ballot drop box, email or fax



Types of Voters

- All other Voters
 - Ballots are mailed at least 18 days before the election
 - Ballots may be returned by mail or ballot drop box

Future Voters

- Registrants who are 17 years old at the time of ballot creation but will be 18 on or before election day
- Primary Only Voters
 - Registrants who are 17 at the time of a primary but will turn 18 on or before general election day
 - Can only vote on contests that will not be decided in the Primary Election

Future
Voter



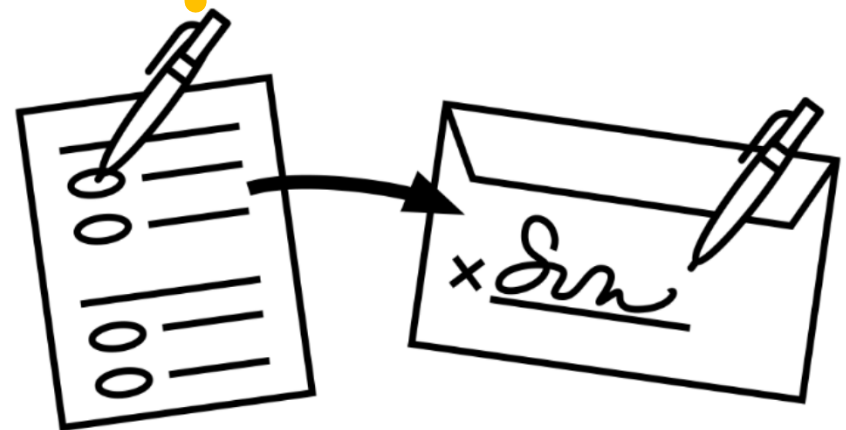
August Primary

A 17-year-old who will be 18 by the November General Election can vote in the August Primary.

November General

Vote: It's up to the Voter

- Once the ballot packet is mailed to the voter, they have until election day to vote their ballot, seal it in the return envelope and read, sign and date the declaration on the return envelope.
- Mail postage is pre-paid. Ballots returned by mail must be postmarked on or before election day.
- Ballots returned by ballot drop box must be received at a designated drop-off location by 8:00 p.m. on election night.



Ballot Return

- Ballot envelopes returned by mail are delivered by a bonded courier directly to the Elections Office each morning we are processing.
- Ballot envelopes that are dropped off at ballot drop box locations are picked up weekdays by teams of Election Office employees.
- There are currently 27 ballot drop box locations available in Spokane County





Your roll as a Drop Box Observer

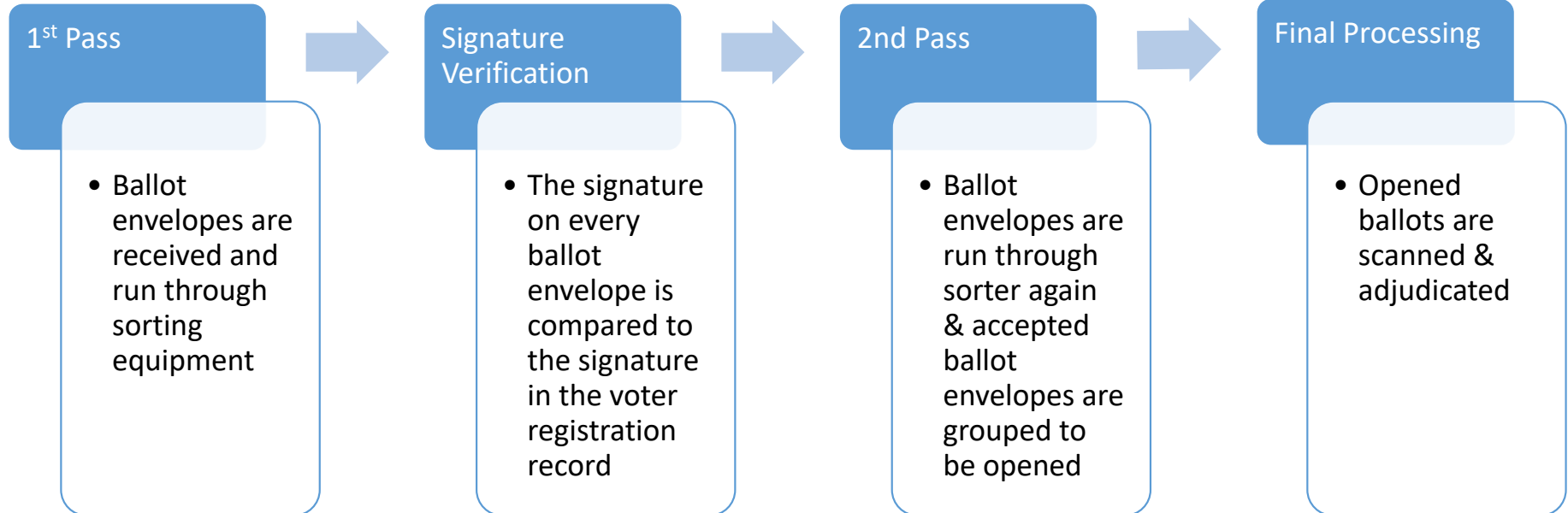
- Per RCW 29A.84.510: No individual may engage in any activities which interferes with the freedom of voters to exercise their franchise (suggest or try to persuade, circulate cards, solicit signatures) or disrupts the administration of the drop box.
 - Remain 25 feet from the drop box when observing
 - This helps avoid even the appearance of voter intimidation
 - When observing the election process of ballot envelope collection from the drop box, remain 5 feet from staff
 - Wear your identification badge.
 - Refrain from conversing with the Drop Box team until their job is complete.
 - If you see something that is questionable, please contact the Elections Office immediately.
-

Ballot Drop Box Return

- Ballot envelopes that are picked up from a drop box are returned to the Elections Office in sealed transfer bags.
- Once at the Elections Office:
 - Transfer bags are moved to the ballot processing area
 - Seals are verified
 - Transfer bag seals are broken and the bags are opened and emptied
 - Ballot envelopes are put into white trays by location for processing



Understanding the Election process



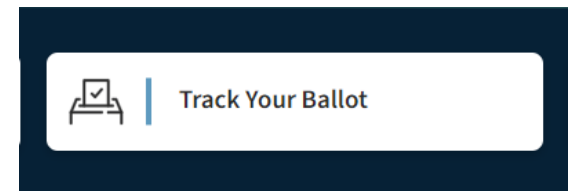
Significance of trays




- White trays = Incoming ballots from the mail and drop boxes, awaiting sorter 1st pass
- Blue trays = 1st pass has been completed, awaiting signature verification
- Red trays = 2nd pass has been completed and envelopes ready to be opened for final processing
- Black trays = challenged ballots

Sorter 1st Pass

- Once at the Elections Office, envelopes are run through sorting equipment. The sorter collects the voter data and signature on the return envelope which is used for signature verification.
- These ballots are then placed into blue trays.
- Voter data is checked to ensure that the ballot envelope is eligible to be returned.
- This is the first stage of ballot accountability where we report that we have received a voter's ballot.
 - Voters are able to start tracking their ballot after this process at VoteWA.gov or on the Spokane County Elections website by selecting "Track Your Ballot"



Sorting Machines



Signature Verification

- Before any ballot is counted, law requires that we compare the signature on every returned ballot envelope with the voter's signature(s) on file.
(WAC 434-261-051)
 - Election staff that have completed Office of the Secretary of State sponsored training (renewed every 2 years) perform this review.
- Alternate format ballots (those returned by email or fax by military or overseas voters, or non-standard ballots returned by U.S. Mail) require special handling and then must go through the same verification process as standard ballots.



How is signature verification performed?

Trained election workers compare the signature(s) on record to the signed ballot – looking for:




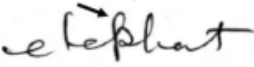





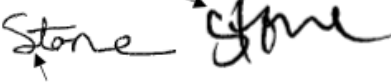

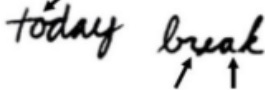
- Agreement in style and general appearance to include basic construction, skill, alignment, fluency and general uniformity and consistency
- Agreement in proportions of individual letters, characters, or symbols, height to width, and heights of the upper to lower case letters, characters, or symbols.
- Irregular spacing, slants or sizes of letters, characters, or symbols that are duplicated in both signatures
- Agreement of most distinctive, unusual traits of the signatures

How is signature verification performed? continued

- Ballot declaration signature is in the same format as the signature on record, such as in printed, or cursive, various languages, pictorial, symbol, or another form
- Agreement of individual characteristics, such as how “t’s” are crossed, “i’s” are dotted, or loops are made on letters, characters, or symbols
- Agreement of initial strokes and connecting strokes of the signature
- Agreement of similar endings, such as an abrupt end, a long tail, or loop back around
- Agreement of presence or absence of pen lifts
- Agreement in the way names are spelled
- Agreement of the most distinctive, unusual traits of the signature.

How is signature verification performed? continued

- In addition to these features the election worker should accept the following discrepancies:
 - A shaky signature that could be health-related or aging
 - Voter's use of variation of their full name; i.e. initials, including or omitting middle name or substituting a middle name for a first name
 - Change in voter's signature over time
 - Signature written in haste
 - Signature in voter's record that is written with an electronic tool or stylus
 - A writing surface that has hard, soft or uneven or unstable surface
 - Voter has a limited history of fewer than 3 ballots returned
 - Household signing of another's ballot
 - Any reasonable factor

General Characteristics	Detailed Characteristics
<p>a) Alignment (in relation to baseline)</p> 	<p>a) Construction of letters, symbols (# of strokes and direction to create)</p> 
<p>a) Skill (smooth, well formed, clumsy, fluent?)</p> 	<p>d & k) Unusual Traits/Oddities (extra loops, or flourishes)</p> 
<p>b) Proportion, height and, width (proportion among other letters/symbols)</p> 	<p>c) Slant (overall or internal relationship of slants)</p> 
<p>c & j) Spacing (distance between lettering & spelling)</p> 	<p>f) Endings/Ticks (spurs, endings, loop backs, other individual characteristics)</p> 
<p>c) Size (overall sizing)</p> 	<p>g) Initial and connecting stroke</p> 
<p>e) Format (printed, cursive, other form: picture/language)</p> 	<p>i) Pen Lift (is there a break?)</p> 



Secondary Review

- In the initial review of a signature, the signature is either accepted or marked for review.
- In the secondary review, a team of two experienced signature verification staff will accept the signature, challenge the signature, or determine if the ballot envelope was signed by another member of the household.



Statewide Random Compliance Check

- A random statewide sampling of all mismatched signatures after secondary review and prior to the final meeting of county canvassing boards.
- A list of ballot/envelope IDs will be provided by the Office of the Secretary of State for the compliance check.
- A review conducted by trained personnel who have not previously reviewed the signature.



Challenged Ballots

- About two percent of ballots returned in each election have a problem with the signature, called a “challenge.” This requires the voter to resolve the issue before their ballot may be processed.
 - A large amount of the challenges are simply because the voter did not sign the envelope.
-




Signature Curing

- As required by law (WAC 434-261-053) the county must notify the voter within 3 days of receipt of their ballot by the following methods:
 - Mailed notice letter package with a signature update form or missing signature form sent first class to include a prepaid return envelope
 - Telephone, if provided, leaving a voicemail if the voter does not answer
 - Email, if provided, with a copy of the signature form
 - If the voter has not responded to cure their signature by the 5th day before certification, the county must attempt to notify the voter by telephone (if provided), text (if the voter has opted in to receiving text messages) and email (if provided)
-



Signature Curing_{continued}

- A nonmatching signature can be cured by either; completing the signature form OR providing valid secondary identity verification to include:
 - Last 4 digits of social security number
 - Full driver's license number
 - Full instruction permit number
 - Full state indenticard number
 - Photo identification
 - Valid enrollment card of federally recognized Indian tribe in WA state
 - Copy of utility bill, bank statement, government check, current paycheck, or government document (not an elections acknowledgement card) showing name and address of the voter
 - If secondary identification is provided and voter confirms orally or in writing that they returned the ballot, it will be accepted UNLESS two trained election workers have beyond reasonable doubt as to why it shouldn't.
-



Sorter 2nd Pass

- After signature verification, ballot envelopes are sent through the sorting equipment again. The sorter will check the voter data to see if the ballot envelope has been accepted or challenged.
- Envelopes with accepted signatures are sorted and grouped into batches of about 200 where they are tracked through tabulation. These envelopes are placed in red trays and are sent to Stage 1 of opening.
- Ballots that were not accepted will be sorted by challenge reason and researched for letters to be sent.

Ballot Opening Sheet

- This sheet is filled out starting when batches are created during 2nd pass.
- This sheet stays with the batch and is filled out at every stage of ballot processing from 2nd pass until final processing.
- The batch counts are confirmed at least 6 times during processing.

Date	Opening Sheet Election Code P824		Precinct Group
Bin # _____	4 Digit # _____	Piece Count: _____	
Opening - Stage 1 <small>Separating Security Envelope from Return Envelope</small>			
Return Envelopes Received for Opening: _____			
Outstacked (Complete Back of this Form) (-): _____			
Security Envelopes Sent for Stage 2 Opening: _____			
Staff Initials: _____	Date Worked: _____		
Opening - Stage 2 <small>Removal & Inspection of Ballots from Security Envelopes</small>			
Security Envelopes Received for Opening: _____			
Outstacked (Complete Back of this Form) (-): _____			
Number of Ballots Ready for Scanning: _____			
Team Initials: _____ / _____	Date Worked: _____		
Table Name: _____			
Ballot Check In		Outstacked Ballots Verified (Must match count on otherside)	Staff Initials: _____
Scanning		P824-	Date: _____
Cardboard Carton	Scanner	To Be Scanned	Scanned By
Time	Not Scannable	Saved	Seal
Adjudication			
Team #: _____			
Team Initials: _____ / _____	Date: _____	Reviewed By: _____	

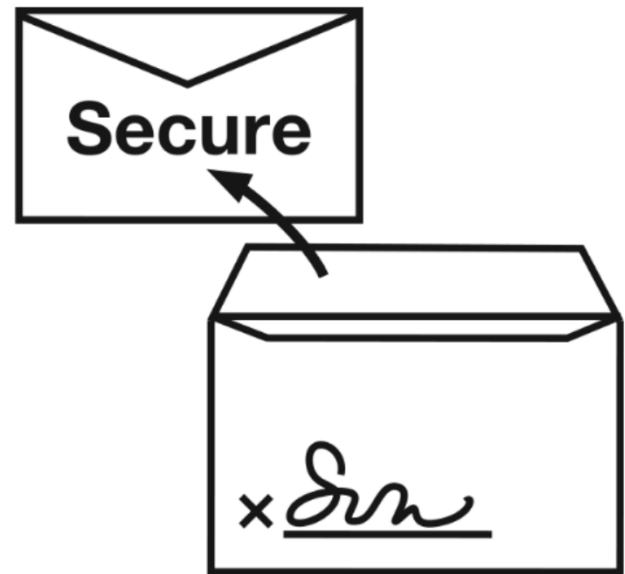
Stage 1 - Opening the Return Envelopes

First, return envelopes are hand counted to confirm the envelopes received match the quantity that is on the opening sheet.

Next, the security envelope containing the voted ballot is removed from the return envelope and separated. If a security envelope is not included in the ballot envelope, staff will insert the ballot into a security envelope.

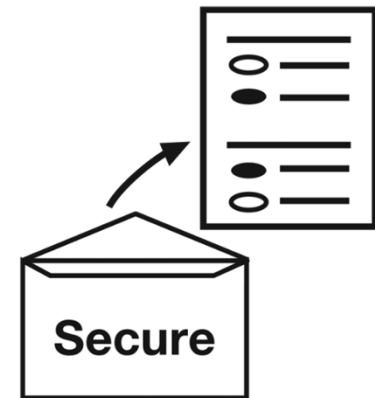
Any ballot envelopes that have issues (empty envelope, marked moved, etc.) will be out stacked and are tracked on the opening sheet.

Security envelopes containing the voted ballots are hand counted to confirm the number of envelopes matches the opening sheet before moving onto Stage 2.



Stage 2 – Opening the Security Envelopes


- Teams of two complete the Stage 2 Opening Process.
- Security Envelopes are again hand counted to confirm the quantity matches the opening sheet.
- Security envelopes are opened and ballots are screened for tabulation.
- Ballots that may have corrections or have minor damage can still be scanned. These are placed on the top of the stack for final processing.
- Ballots that are too damaged to be scanned or ballots that are more than one double sided page are out stacked and placed in an envelope for the duplication process.
- Ballots are hand counted to confirm the quantity matches the opening sheet.



Ballot Layout

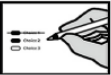
Example Ballot

Spokane County Washington
February 14, 2023 Special Election 4012.1



Completely fill in the oval to the left of your choice. Use a dark blue or black pen.

Unless specifically allowed by law, more than one vote for a ballot measure will be an overvote and no votes for that ballot measure will be counted.



If you make a correction or mismark your ballot, draw a line through the entire response. You then have the option of making another choice.

In order for your ballot to be counted, it must either be postmarked no later than Election Day or deposited at a ballot drop box no later than 8:00 p.m. on Election Day, February 14, 2023.

For a list of the people and organizations that donated to local ballot measure campaigns, visit www.pdc.wa.gov.

Spokane Valley Fire Department

Proposition No. 1
Spokane Valley Fire Department
Maintenance and Operations Excess Levy

The Board of Spokane Valley Fire Department adopted Resolution No. 2022-526, concerning a proposition to finance maintenance and operation costs.

This proposition would authorize, pursuant to RCW 84.52.130, the levy of excess taxes in replacement of an expiring levy in the amount of \$25,000,000.00 per year for four consecutive years beginning in 2023 to be collected in each year following at an approximate levy rate of \$1.08 per \$1,000.00 of assessed valuation. The levy will provide funding necessary to maintain the level of fire protection and emergency medical services within the Department.

Should this proposition be approved?

Yes

No

Side 1 of 2

4012 [1] (CS 1)

Precinct

Example Ballot

Side 2 of 2

February 14, 2023 Election Information

If you need a replacement ballot or have changed your residence address, you may update your registration and receive a replacement or updated ballot by visiting www.VoteWA.gov or contacting our office until Monday, February 6, 2023.

Beginning on Tuesday, February 7, 2023, you may update your registration in person and receive a replacement or updated ballot at a Voter Service Center.

Spokane County Elections Contact Information
 Online: www.spokanecounty.org/elections
 Email: elections@spokanecounty.org
 Phone: 509-477-2320

Ballot Drop Box Locations
 Ballot Drop Boxes are available starting January 26, 2023 and close promptly at 8:00 p.m. on Election Day - February 14, 2023:

- Argonne Library - 4322 N Argonne Rd
- CenterPlace - 2426 N Discovery Pl
- Elections Office - 1033 W Gardner Ave
- Liberty Lake Library - 23123 E Mission Ave
- Millwood City Hall - 9103 E Frederick Ave
- Moran Prairie Library - 6004 S Regal St
- Otis Orchards Library - 22324 E Wellesley Ave
- Spokane County Courthouse - 1116 W Broadway Ave
- Spokane Valley Library - 12004 E Main Ave

Locations may also be found at www.spokanecounty.org/elections or www.VoteWa.gov.

Voter Service Centers
 Register to vote, drop off ballots, get a replacement ballot, use an Accessible Voting Unit, or receive other assistance as needed at:

<p>Downtown Spokane</p> <ul style="list-style-type: none"> • Elections Office - 1033 W Gardner Ave Monday - Friday: 8:30 a.m. to 4:00 p.m. Election Day February 14th: 7:00 a.m. to 8:00 p.m. 	<p>Spokane Valley</p> <ul style="list-style-type: none"> • CenterPlace - 2426 N Discovery Pl Open Election Day Only Election Day February 14: 7:00 a.m. to 8:00 p.m.
---	--

In order for your ballot to be counted, it must be either postmarked no later than Election Day or deposited at a ballot drop box no later than 8:00 p.m. on Election Day. If depositing your ballot in a US Postal Service box, postage is prepaid - no postage is required.

End Of Ballot

4012 [1] (CS 1)

Final Processing of Ballots - Scanning

- Final processing of ballots begins approximately two weeks before the Election (depending on the quantity of ballots returned).
- Ballots are scanned by batch. The number of ballots scanned is compared to the ballot opening sheet to confirm the quantity matches.

Scanning



Final Processing of Ballots - Adjudication

- Adjudication of ballots takes place after ballots are scanned.
- Teams of two employees will adjudicate the ballot to capture the voter's intent while following the 80+ page Statewide Voter Intent manual.
- All of the adjudicated batches are reviewed by another trained staff member to ensure the adjudications are correct.



Adjudication





Voter Intent Examples

Rule A, Exception 2, Examples 2a–b





The vote for Teddy Roosevelt is the valid vote.

In the following examples from different ballots, the marks in the target area of Abigail S. Adams are hesitation marks and do not count as valid votes. Marks made in the same race for Teddy Roosevelt are the clear choice. These races are not overvoted.


2a

State Representative District 14, Position #1	
	Teddy Roosevelt
	Abigail S. Adams
	William Henry Harrison
	Write-in
<hr/>	


2b

State Representative District 14, Position #1	
	Teddy Roosevelt
	Abigail S. Adams
	William Henry Harrison
	Write-in
<hr/>	

Pattern of Similar Marks
Rule B

Official Ballot – Sample County, WA General Election November 6, 2222		Page 1 / 2
<small>oters: Fill in the oval next to your choice. Vote like this: <input checked="" type="radio"/> <small>take: Draw a line through the entire candidate's name like this: George Washington <small>option of making another choice if you wish.</small> </small></small>		
Measure No. 1 <input type="radio"/> Yes <input checked="" type="radio"/> No	State Representative District 14, Position #1 <input type="radio"/> Teddy Roosevelt <input checked="" type="radio"/> Abigail S. Adams <input type="radio"/> Write-in	
Measure No. 2 <input checked="" type="radio"/> Yes <input type="radio"/> No	State Representative District 14, Position #2 <input type="radio"/> William Henry Harrison <input checked="" type="radio"/> Wing Luke <input type="radio"/> Write-in	
Measure No. 3 <input type="radio"/> Yes <input checked="" type="radio"/> No	Port Commissioner Position #1 <input type="radio"/> Thurgood Marshall <input checked="" type="radio"/> Sacagawea <input type="radio"/> Write-in	
Measure No. 4 <input type="radio"/> Yes <input checked="" type="radio"/> No	Continue voting next side 	

Official Ballot – Sample County, WA		General Election November 6, 2222
Page 2 / 2		
Port Commissioner Position #2 <input checked="" type="radio"/> Dolley Payne Madison <input type="radio"/> Rosa Parks <input type="radio"/> Write-in	Cemetary District Commissioner, Position #2 <input checked="" type="radio"/> May Arkwright Hutton <input type="radio"/> Joseph Marion Hernandez <input type="radio"/> Write-in	
Fire District Commissioner, Position #1 <input type="radio"/> Dwight D. Eisenhower <input checked="" type="radio"/> Belle Reeves <input type="radio"/> Write-in	Water District 12 Commissioner <input checked="" type="radio"/> Emma Smith DeVoe <input type="radio"/> Charles Wilkas <input type="radio"/> Write-in	
Fire District Commissioner, Position #2 <input checked="" type="radio"/> Juan de Fuca <input type="radio"/> Chief Seattle <input type="radio"/> Write-in	Proposition No. 1 <input type="radio"/> Approved <input checked="" type="radio"/> Rejected	
Hospital District Commissioner, Position #1 <input type="radio"/> Isaac Stevens <input type="radio"/> Mary Wilson <input type="radio"/> Write-in	End of ballot. Thank you for voting!	

 This is a multiple page ballot.

Rule D, Examples 1a–d

Not a Correction
Rule D

The following examples from different ballots are valid votes for William Henry Harrison.

1a

**State Representative
District 14, Position #1**

Teddy Roosevelt

Abigail S. Adams

William Henry Harrison

Write-in

1b

**State Representative
District 14, Position #1**

Teddy Roosevelt

Abigail S. Adams

William Henry Harrison

Write-in

1c

**State Representative
District 14, Position #1**

Teddy Roosevelt

Abigail S. Adams

William Henry Harrison

Write-in

1d

**State Representative
District 14, Position #1**

Teddy Roosevelt
(States No Party Preference)

Abigail S. Adams
(Prefers Republican Party)

William Henry Harrison
(Prefers Democratic Party)

Write-in

Rule C, Examples 1a-b

The vote for William Henry Harrison is the valid vote.

In the following examples from different ballots, the voters followed instructions for correcting a vote.

1a

**State Representative
District 14, Position #1**

~~Teddy Roosevelt~~

Abigail S. Adams

William Henry Harrison

Write-in _____

1b

**State Representative
District 14, Position #1**

Teddy Roosevelt

~~Abigail S. Adams~~

William Henry Harrison

Write-in _____

Rule G, Examples 1a–b

These are not valid votes for any candidate.

The following examples from different ballots have more target areas marked than are allowed. These are tallied as overvotes, not valid votes for any candidate.

1a

State Representative District 14, Position #1	
<input type="radio"/>	Teddy Roosevelt
<input checked="" type="radio"/>	Abigail S. Adams
<input checked="" type="radio"/>	William Henry Harrison
<input type="radio"/>	Write-in
<hr/>	

1b

State Representative District 14, Position #1	
<input type="checkbox"/>	Teddy Roosevelt
<input checked="" type="checkbox"/>	Abigail S. Adams
<input checked="" type="checkbox"/>	William Henry Harrison
<input type="checkbox"/>	Write-in
<hr/>	

Adjudication – Making a Change

The screenshot shows a web browser window with the URL `scanserver/contests/G120NovemberGeneralTEST`. The page title is "Spokane County, G120, Nov 03, 2020 Contests Report". There are filters for "Precinct: All", "Counter Group: All", and a "Box:" dropdown menu. The dropdown menu is open, showing options "G120-1001", "G120-1002" (highlighted), and "G120-1003". A "Change" button is next to the dropdown. Below the filters is a table with columns: "Contest", "# Precincts", "# Ballots", "Voted", "Blank Voted", and "Over Vot".

Contest	# Precincts	# Ballots	Voted	Blank Voted	Over Vot
Referendum Measure No. 90	219				
Advisory Vote No. 32	219	248	13	234	1
Advisory Vote No. 33	219	248	13	235	0
Advisory Vote No. 34	219	248	13	235	0
Advisory Vote No. 35	219	248	13	235	0
Engrossed Senate Joint Resolution No. 8212	219	248	12	235	1
President/Vice President	219	248	12	235	1
U.S. Representative	219	248	32	216	0
Governor	219	248	13	235	0
Lt. Governor	219	248	13	235	0
	219	248	13	235	0

10 entries per page
1 to 10 of 43

Write-in Votes

- If a name is written on a write-in line, it shall be counted as a valid write-in vote regardless of whether the corresponding target area is marked.

Rule H, Examples 1a–d

All of the following examples are valid votes for Rosa Parks.

In each of the following examples, a name is written on the write-in line and **no other** target area for a candidate printed on the ballot is marked. The write-in vote for Rosa Parks is valid whether the corresponding target area is marked or not.

1a

**State Representative
District 14, Position #1**

Teddy Roosevelt

Abigail S. Adams

William Henry Harrison

Write-in
Rosa Parks

1b

**State Representative
District 14, Position #1**

Teddy Roosevelt

Abigail S. Adams

William Henry Harrison

Write-in
Rosa Parks

1c

**State Representative
District 14, Position #1**

Teddy Roosevelt

Abigail S. Adams

William Henry Harrison

Write-in
Rosa Parks

1d

**State Representative
District 14, Position #1**

Teddy Roosevelt

Abigail S. Adams

William Henry Harrison

Write-in
Rosa Parks

Write-in Votes

- If the name of a candidate who is already printed on the ballot is written in, that vote shall not be tallied as an overvote, but shall be counted as a valid vote for the printed candidate. This applies even if both target areas are marked or no target areas are marked.
- If a write-in vote is cast for a declared write-in candidate using a commonly recognizable nickname or spelling variation, it shall be counted as a valid vote for that candidate.

Rule I, Examples 1a–d

All of the following examples are valid votes for Abigail S. Adams.

1a

**State Representative
District 14, Position #1**

Teddy Roosevelt

Abigail S. Adams

William Henry Harrison

Write-in
Abigail S. Adams

1b

**State Representative
District 14, Position #1**

Teddy Roosevelt

Abigail S. Adams

William Henry Harrison

Write-in
Abigail Adams

1c

**State Representative
District 14, Position #1**

Teddy Roosevelt

Abigail S. Adams

William Henry Harrison

Write-in
A. Adams

1d

**State Representative
District 14, Position #1**

Teddy Roosevelt

Abigail S. Adams

William Henry Harrison

Write-in
Abby Adams

Write-in Votes

- If the write-in target area is marked, but no name is written on the line, it shall not be counted as a valid vote, even though it may be tallied as a write-in vote by the tabulation system.
- If a candidate's target area is marked, the write-in target area is also marked, and something other than that candidate's name is written in the write-in response area, it shall be counted as an overvote and not a valid vote for any candidate.

Rule N, Examples 1a–d

The following marks are tallied as overvotes, and not valid votes for any candidate.

In each example, the voter marked two target areas and wrote something other than the printed candidate's name in the space provided. These examples are tallied as overvotes.

1a

**State Representative
District 14, Position #1**

Teddy Roosevelt

Abigail S. Adams

William Henry Harrison

Write-in
Clara Barton

1b

**State Representative
District 14, Position #1**

Teddy Roosevelt

Abigail S. Adams

William Henry Harrison

Write-in
Wonder Woman

1c

**State Representative
District 14, Position #1**

Teddy Roosevelt

Abigail S. Adams

William Henry Harrison

Write-in
Nobody

1d

**State Representative
District 14, Position #1**

Teddy Roosevelt

Abigail S. Adams

William Henry Harrison

Write-in
Teddy Roosevelt

Write-in Votes

- If a candidate's target area is marked and the write-in target area is not marked, it shall be counted as a valid vote for the marked candidate.

Rule N, Examples 2a–d

The following marks are valid votes for the printed candidate, Abigail S. Adams.

In each example, the voter marked a target area for a printed candidate, but did not mark a second target area. The following examples are not tallied as overvotes.

2a

**State Representative
District 14, Position #1**

Teddy Roosevelt

Abigail S. Adams

William Henry Harrison

Write-in

Clara Barton

2b

**State Representative
District 14, Position #1**

Teddy Roosevelt

Abigail S. Adams

William Henry Harrison

Write-in

Wonder Woman

2c

**State Representative
District 14, Position #1**

Teddy Roosevelt

Abigail S. Adams

William Henry Harrison

Write-in

Nobody

2d

**State Representative
District 14, Position #1**

Teddy Roosevelt

Abigail S. Adams

William Henry Harrison

Write-in

Teddy Roosevelt



Duplication

- Duplication is the process of transferring the voter's intent from the original ballot to an unmarked ballot.
 - If the ballot is on multiple pages or is too damaged to go through a scanner, the ballot is sent for duplication.
 - This process is always completed in teams of two staff members. A unique sequence number is assigned to both ballots and the original ballot is rendered "unreadable" for the tabulator.
-



Duplication Review

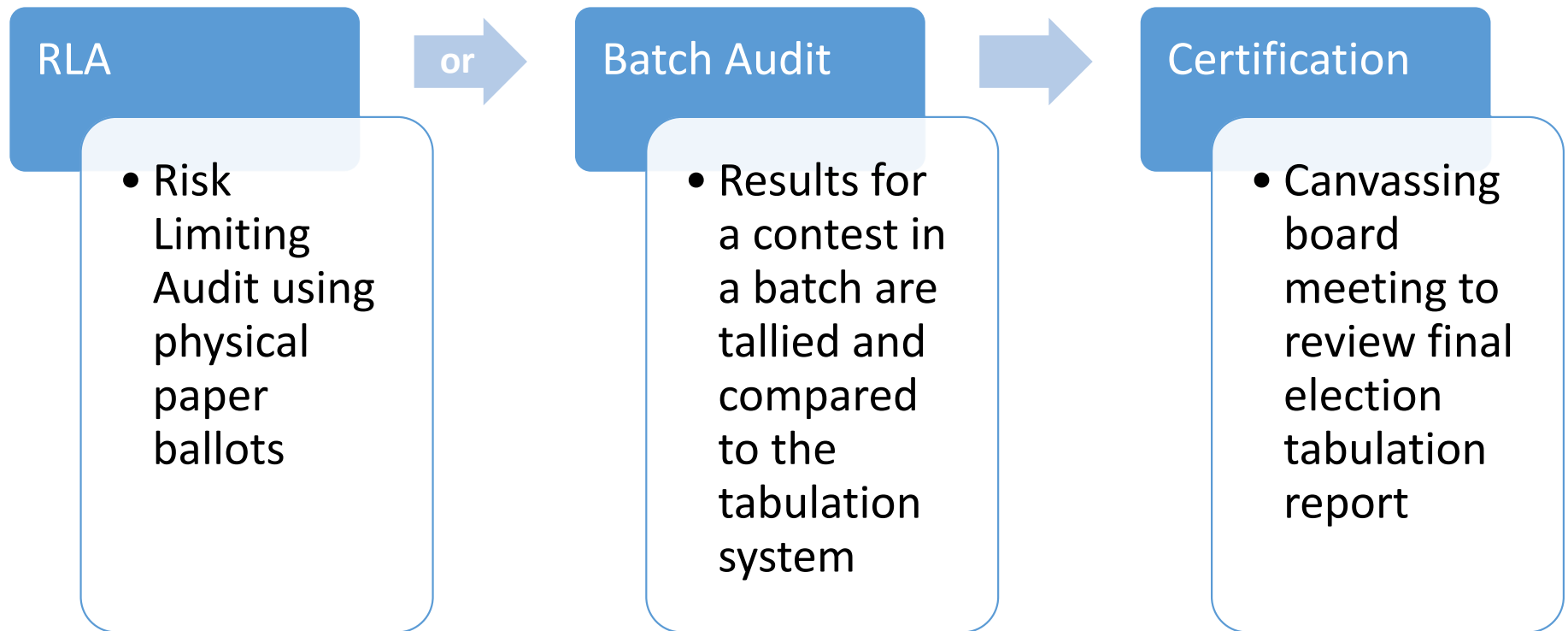
- A team of staff members review completed duplications.
 - Completed duplications are compared to the original ballots to ensure they were marked correctly.
 - After review, ballots are sent to final processing.
-

Election Results



- Unofficial results can be found on election night at spokanecounty.gov/elections
 - Results will be posted after drop boxes and voting centers close at 8 p.m.
 - Expect the first results to publish online at around 8:15 p.m.
- Staff will continue to process ballots until certification. Under RCW 29A.60.160, interim ballot tabulations are normally scheduled after a Primary or General Election excluding weekends and holidays. Exact tabulation dates are determined by voter turnout and will be posted on the Spokane County Elections website.

After Election Day





Risk Limiting Audit (RLA)

- What is a RLA?
 - A post-election audit that compares the voter markings on randomly selected ballots to the ballot-level cast vote record produced by the ballot counting equipment and is conducted in accordance with RCW 29A.60.185.
 - The RLA uses statistics to confirm election outcomes. It helps verify that the apparent winner of an election actually won.
-



Risk Limiting Audit (RLA)

- How is a RLA performed?
 - RLAs can be specific to contests and measures in individual counties or can be a statewide contest or measure
 - The RLA contest is randomly selected
 - Through the office of the Secretary of State's tool (ARLO), ballots are randomly selected for the audit. They are compared to the tabulated results one by one until enough have been sampled to confirm that the correct winner was found the first time.
 - If the winner won by a large margin, the sample needed to confirm the outcome may be quite small; if the race is close, the audit will examine more ballots.
-

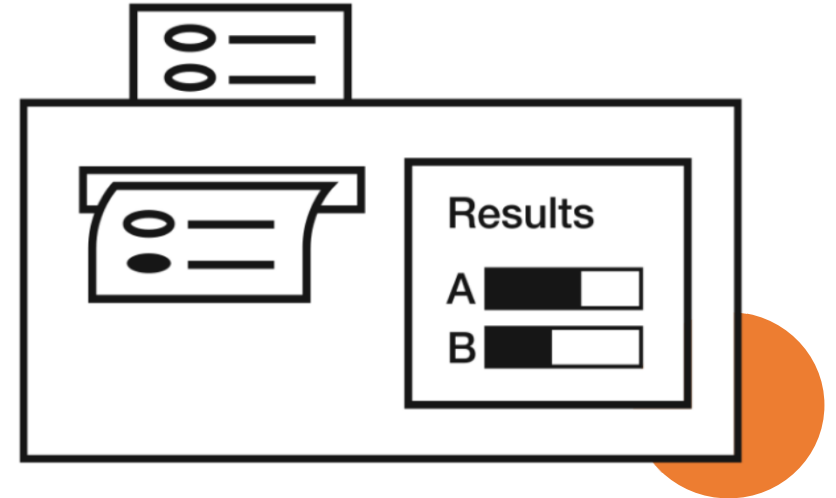


Batch Audit

- A post-election audit where:
 - One office or issue from the ballot is chosen
 - Batches are randomly selected
 - A team of two elections employees tally the results for one contest in a batch
 - The tally is compared to the batch results from the tabulation system
-

Election Certification

- All elections must be certified by the Spokane County Canvassing Board. The process of certification includes a review of the final election tabulation report and the signing by each board member of the election certification oath.
- The Spokane County Canvassing Board includes the County Auditor, the County Prosecuting Attorney, and the Chair of the Spokane County Commissioners
- Results are certified by counties
 - 10 days after a Special Election
 - 14 days after a Primary
 - 21 days after a General Election



New in 2024

- Updated standards for verifying ballot declaration signatures
- Initial and secondary review of ballot declaration signatures update
- Ballot declaration signature cure process update
- Automatic Voter Registration for new or updated enhanced driver licenses
- Voter registration oath update
- Voter declaration oath update
- Community outreach plan for signature verification
- New system for observer badges
 - Once issued a badge, observers arriving without a badge will be charged \$5.00 for a replacement



General Observer Guidelines

- Observers are required to be appointed by the Party Chair or candidate.
 - All observers must attend training.
 - All observers must read and sign the Acknowledgement Rules for Public Observers.
 - The maximum numbers of observers:
 - 3 representatives per Party at any time.
 - 2 representatives in total from campaigns or candidates at any one time.
 - 1 observer from each Party and 1 campaign/candidate observer is allowed in the tabulation room at any time.
-



General Observer Guidelines continued

- If more than one observer is identified from a major party, then the Party Chair shall designate one person as the supervisor.
 - Schedules of times to observe should be coordinated with the party election supervisor.
 - The Elections Office requests by Monday morning the observer schedule for the week. This should come from the party election supervisor.
-



Rules for Observers

- In accordance with state law, observers may not touch ballots, ballot containers, or voting machines.
 - To comply with this law, observers must remain in designated observation areas. Observers must be escorted in the ballot processing area (no wandering).
- It is important to avoid even the appearance of an attempt to remove, add or tamper with ballots in the system.
 - Therefore, any handbags, briefcases, or other containers that could conceivably carry ballots must be left outside the ballot processing area.
 - Only red or green pens are allowed in the ballot processing area.
- Due to time constraints and the critical nature of our job, it is important that Spokane County Elections employees maintain a work environment free of distractions.
 - Therefore, we request that any questions regarding the election are directed to the full-time staff.



Rules for Observers - continued

- All observers must sign in and sign out when observing.
- Everyone in the ballot processing area must wear a badge and it must be visible. Lanyards and badges will be provided for all trained observers.
 - observers arriving without a badge will be charged \$5.00 for a replacement
- Open food and beverage containers are prohibited in the observation areas. Leak-proof water bottles are allowed.
- Do not use cell phones; no photos, no videos or audio recording are allowed.
- Do not participate in campaign or political conversations or distribute materials while in the Elections Office.

Where to direct questions

- Mike McLaughlin – Elections Manager
- Ryan Dosch – Election Services Supervisor Lead
- Observer Question and Comment Form

- For a list of processing forms and this presentation, visit www.spokanecounty.gov/elections
 - > Candidates & Campaigns
 - > Election Processing Forms

- 509.477.6390
- email: elections@spokanecounty.gov

Spokane County Elections Office

Observer Question and Comment Form

Date/Time: _____

Observer Name: _____

Phone Number: _____

Email: _____

Question or Comment:

Election Staff Contacted: _____

Status:

Resolved

Further Action Needed

Election Staff Only

Form Received: _____

By: _____

Response Method: _____