



SPOKANE COUNTY  
**SHERIFF**

Sheriff John F. Nowels

Spokane County Sheriff's Office  
Monthly Statistical Crime Review

August 2024

## Agency Wide Reports

(includes all incidents that the Sheriff's Office handled)

The data reflected in these reports pertain to only incidents involving Spokane County Sheriff's Office personnel.

Airway Heights, Cheney, Liberty Lake, Fairchild Air Force Base, and the City of Spokane all have their own law enforcement agency. Their data is not reflected in these reports.



# SPOKANE COUNTY SHERIFF'S OFFICE

Regional Intelligence Group 9

## MONTHLY CRIME STATISTICS COMPARISON - All SCSO



Preliminary IBR Counts

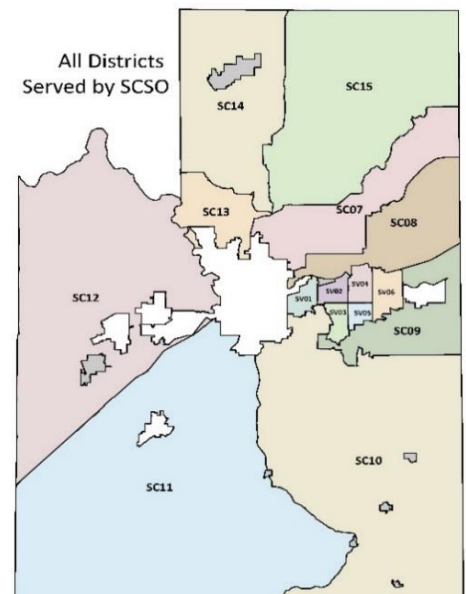
| NIBRS Categories               | August |      |        |         | Year to Date |      |        |         |
|--------------------------------|--------|------|--------|---------|--------------|------|--------|---------|
|                                | 2024   | 2023 | Change | Average | 2024         | 2023 | Change | Average |
| <b>Crimes Against People</b>   |        |      |        |         |              |      |        |         |
| Criminal Homicide              | 1      | 0    | 100%   | 1       | 4            | 4    | 0%     | 4       |
| Neg Manslaughter               | 0      | 0    | 0%     | 1       | 0            | 1    | -100%  | 2       |
| Rape                           | 7      | 9    | -22%   | 9       | 45           | 91   | -51%   | 69      |
| Aggravated Assault             | 33     | 28   | 18%    | 31      | 223          | 213  | 5%     | 214     |
| Simple Assault                 | 98     | 99   | -1%    | 108     | 843          | 824  | 2%     | 876     |
| <b>Crimes Against Property</b> |        |      |        |         |              |      |        |         |
| Robbery                        | 4      | 6    | -33%   | 11      | 43           | 66   | -35%   | 65      |
| Burglary - Residential         | 31     | 48   | -35%   | 49      | 287          | 336  | -15%   | 329     |
| Burglary - Garage              | 36     | 28   | 29%    | 31      | 207          | 215  | -4%    | 237     |
| Burglary - Commercial          | 20     | 42   | -52%   | 31      | 233          | 244  | -5%    | 202     |
| Theft                          | 223    | 196  | 14%    | 227     | 1521         | 1645 | -8%    | 1735    |
| Theft - Shoplifting            | 93     | 53   | 75%    | 79      | 822          | 652  | 26%    | 699     |
| Vehicle Theft                  | 48     | 76   | -37%   | 71      | 325          | 519  | -37%   | 452     |
| Malicious Mischief             | 234    | 255  | -8%    | 308     | 1837         | 2170 | -15%   | 2117    |
| Vehicle Prowl                  | 97     | 114  | -15%   | 186     | 782          | 977  | -20%   | 1150    |

\* averages are a 5 year average and are calculated on data since 01/01/2019

This chart represents preliminary counts of the original incident reports. Full statistical analysis to determine the confidence level of this data has not been performed. In general, the preliminary incident counts are less than the crimes eventually reported on the yearly crime report.

**Notes on Category Groupings:**

- Criminal Homicide = IBR Classification 09A
- Neg Manslaughter = IBR Classification 09B
- Rape = IBR Classification 11A, 11B, & 11C
- Aggravated Assault = IBR Classification 13A
- Simple Assault = IBR Classification 13B
- Robbery = IBR Classification 120
- Burglary = IBR Classification 220 (residential, garage, and commercial breakdown is done by statute description)
- Theft = IBR Classifications 23A, 23B, 23D, 23E, 23G, 23H
- Theft - Shoplifting = IBR Classification 23C (intentionally removed from the theft grouping)
- Vehicle Theft = IBR Classification 240
- Malicious Mischief = IBR Classification 290, Destruction/Damage/Vandalism
- Vehicle Prowl = IBR Classification 23F, Theft from Motor Vehicle





# SPOKANE COUNTY SHERIFF'S OFFICE

Regional Intelligence Group 9

## IBR Count by District



Time Period: August 2024

| IBR Offense                                      | Spokane Valley Districts |            |            |            |           |            | Unincorporated Districts |           |           |           |           |           |           |           |          |           |          |          |           |           |          |          | TOTAL    |            |             |
|--|--------------------------|------------|------------|------------|-----------|------------|--------------------------|-----------|-----------|-----------|-----------|-----------|-----------|-----------|----------|-----------|----------|----------|-----------|-----------|----------|----------|----------|------------|-------------|
|  | 1                        | 2          | 3          | 4          | 5         | 6          | 7                        | 8         | 9         | 10        | 11        | 12        | 13        | 14        | 15       | DP        | FF       | LAH      | ML        | MW        | RF       | SPA      |          | WAV        | OTHER       |
| 270 Embezzlement                                 | 1                        | 1          | 0          | 0          | 0         | 0          | 0                        | 0         | 0         | 0         | 0         | 0         | 0         | 0         | 0        | 0         | 0        | 0        | 0         | 0         | 0        | 0        | 0        | 0          | 2           |
| 280 Stolen Property Offense<br>(Receiving, etc.) | 2                        | 1          | 0          | 0          | 0         | 0          | 1                        | 0         | 0         | 1         | 0         | 1         | 1         | 0         | 0        | 0         | 0        | 0        | 0         | 1         | 0        | 0        | 0        | 1          | 9           |
| 290 Destruction/Vandalism                        | 27                       | 25         | 21         | 27         | 10        | 29         | 11                       | 19        | 9         | 8         | 7         | 10        | 9         | 4         | 0        | 5         | 0        | 0        | 1         | 0         | 0        | 0        | 0        | 12         | 234         |
| <b>Total Crimes Against Property</b>             | <b>119</b>               | <b>89</b>  | <b>93</b>  | <b>101</b> | <b>60</b> | <b>128</b> | <b>47</b>                | <b>59</b> | <b>43</b> | <b>41</b> | <b>36</b> | <b>33</b> | <b>53</b> | <b>21</b> | <b>0</b> | <b>22</b> | <b>0</b> | <b>0</b> | <b>19</b> | <b>7</b>  | <b>2</b> | <b>0</b> | <b>0</b> | <b>73</b>  | <b>1046</b> |
| 35A Drugs/Narcotics Violation                    | 8                        | 9          | 0          | 2          | 1         | 1          | 2                        | 2         | 0         | 0         | 0         | 0         | 1         | 0         | 0        | 2         | 0        | 0        | 0         | 2         | 0        | 0        | 0        | 14         | 44          |
| 35B Drug Equipment Violation                     | 1                        | 0          | 0          | 0          | 0         | 0          | 0                        | 1         | 0         | 0         | 0         | 0         | 0         | 0         | 0        | 1         | 0        | 0        | 0         | 0         | 0        | 0        | 0        | 2          | 5           |
| 370 Pornography/Obscene Material                 | 1                        | 0          | 0          | 1          | 0         | 0          | 0                        | 0         | 0         | 0         | 0         | 0         | 0         | 0         | 0        | 0         | 0        | 0        | 0         | 0         | 0        | 0        | 0        | 0          | 2           |
| 39A Betting/Wagering                             | 0                        | 0          | 0          | 0          | 0         | 0          | 0                        | 0         | 0         | 0         | 0         | 0         | 0         | 0         | 0        | 0         | 0        | 0        | 0         | 0         | 0        | 0        | 0        | 0          | 0           |
| 39B Gambling - Operating Promoting<br>Assisting  | 0                        | 0          | 0          | 0          | 0         | 0          | 0                        | 0         | 0         | 0         | 0         | 0         | 0         | 0         | 0        | 0         | 0        | 0        | 0         | 0         | 0        | 0        | 0        | 0          | 0           |
| 39C Gambling Equipment Violation                 | 0                        | 0          | 0          | 0          | 0         | 0          | 0                        | 0         | 0         | 0         | 0         | 0         | 0         | 0         | 0        | 0         | 0        | 0        | 0         | 0         | 0        | 0        | 0        | 0          | 0           |
| 40A Prostitution                                 | 0                        | 0          | 0          | 0          | 0         | 0          | 0                        | 0         | 0         | 0         | 0         | 0         | 0         | 0         | 0        | 0         | 0        | 0        | 0         | 0         | 0        | 0        | 0        | 0          | 0           |
| 40B Prostitution - Assisting/Promoting           | 0                        | 0          | 0          | 0          | 0         | 0          | 0                        | 0         | 0         | 0         | 0         | 0         | 0         | 0         | 0        | 0         | 0        | 0        | 0         | 0         | 0        | 0        | 0        | 1          | 1           |
| 40C Purchasing Prostitution                      | 0                        | 0          | 0          | 0          | 0         | 0          | 0                        | 0         | 0         | 0         | 0         | 0         | 0         | 0         | 0        | 0         | 0        | 0        | 0         | 0         | 0        | 0        | 0        | 0          | 0           |
| 510 Bribery                                      | 0                        | 0          | 0          | 0          | 0         | 0          | 0                        | 0         | 0         | 0         | 0         | 0         | 0         | 0         | 0        | 0         | 0        | 0        | 0         | 0         | 0        | 0        | 0        | 0          | 0           |
| 520 Weapon Law Violation                         | 0                        | 2          | 0          | 1          | 0         | 2          | 4                        | 0         | 0         | 0         | 1         | 0         | 0         | 1         | 0        | 0         | 0        | 0        | 0         | 0         | 0        | 0        | 0        | 2          | 13          |
| 720 Animal Cruelty                               | 0                        | 0          | 0          | 0          | 0         | 0          | 0                        | 0         | 0         | 0         | 0         | 0         | 0         | 0         | 0        | 0         | 0        | 0        | 0         | 0         | 0        | 0        | 0        | 0          | 0           |
| <b>Total Crimes Against Society</b>              | <b>10</b>                | <b>11</b>  | <b>0</b>   | <b>4</b>   | <b>1</b>  | <b>3</b>   | <b>6</b>                 | <b>3</b>  | <b>0</b>  | <b>0</b>  | <b>1</b>  | <b>0</b>  | <b>1</b>  | <b>1</b>  | <b>0</b> | <b>3</b>  | <b>0</b> | <b>0</b> | <b>0</b>  | <b>2</b>  | <b>0</b> | <b>0</b> | <b>0</b> | <b>19</b>  | <b>65</b>   |
| 09C Justifiable Homicide                         | 0                        | 0          | 0          | 0          | 0         | 0          | 0                        | 0         | 0         | 0         | 0         | 0         | 0         | 0         | 0        | 0         | 0        | 0        | 0         | 0         | 0        | 0        | 0        | 0          | 0           |
| 90A Bad Checks                                   | 0                        | 0          | 0          | 0          | 0         | 0          | 0                        | 0         | 0         | 0         | 0         | 0         | 0         | 0         | 0        | 0         | 0        | 0        | 0         | 0         | 0        | 0        | 0        | 0          | 0           |
| 90B Curfew/Loitering                             | 0                        | 1          | 0          | 0          | 0         | 0          | 0                        | 0         | 0         | 0         | 0         | 0         | 0         | 0         | 0        | 0         | 0        | 0        | 0         | 0         | 0        | 0        | 0        | 1          | 1           |
| 90C Disorderly Conduct                           | 1                        | 1          | 0          | 0          | 0         | 0          | 0                        | 0         | 1         | 0         | 0         | 0         | 0         | 0         | 0        | 0         | 0        | 0        | 0         | 0         | 0        | 0        | 0        | 3          | 3           |
| 90D Driving Under Influence                      | 6                        | 7          | 4          | 2          | 1         | 2          | 0                        | 1         | 2         | 2         | 1         | 1         | 5         | 0         | 0        | 0         | 0        | 0        | 0         | 0         | 0        | 0        | 0        | 5          | 39          |
| 90F Family Offense - NonViolent                  | 0                        | 0          | 0          | 0          | 0         | 0          | 0                        | 0         | 0         | 0         | 0         | 0         | 0         | 0         | 0        | 0         | 0        | 0        | 0         | 0         | 0        | 0        | 0        | 0          | 0           |
| 90G Liquor Law Violation                         | 0                        | 0          | 0          | 0          | 0         | 0          | 0                        | 0         | 0         | 2         | 0         | 0         | 0         | 0         | 0        | 0         | 0        | 0        | 0         | 0         | 0        | 0        | 0        | 2          | 2           |
| 90H Peeping Tom                                  | 0                        | 0          | 0          | 0          | 0         | 0          | 0                        | 0         | 0         | 0         | 0         | 0         | 0         | 0         | 0        | 0         | 0        | 0        | 0         | 0         | 0        | 0        | 0        | 0          | 0           |
| 90J Trespass of Real Property                    | 11                       | 8          | 3          | 5          | 2         | 2          | 4                        | 2         | 3         | 5         | 2         | 3         | 1         | 1         | 0        | 1         | 0        | 0        | 0         | 2         | 0        | 0        | 0        | 8          | 63          |
| 90Z All Other Offenses                           | 7                        | 11         | 5          | 10         | 2         | 8          | 5                        | 1         | 1         | 4         | 3         | 1         | 3         | 0         | 0        | 1         | 0        | 0        | 3         | 1         | 2        | 0        | 0        | 8          | 76          |
| <b>Total Group B Offenses</b>                    | <b>25</b>                | <b>28</b>  | <b>12</b>  | <b>17</b>  | <b>5</b>  | <b>12</b>  | <b>9</b>                 | <b>4</b>  | <b>7</b>  | <b>13</b> | <b>6</b>  | <b>5</b>  | <b>9</b>  | <b>1</b>  | <b>0</b> | <b>2</b>  | <b>0</b> | <b>0</b> | <b>3</b>  | <b>3</b>  | <b>2</b> | <b>0</b> | <b>0</b> | <b>21</b>  | <b>184</b>  |
| NR Not Reportable                                | 9                        | 6          | 4          | 6          | 4         | 2          | 2                        | 5         | 1         | 1         | 0         | 3         | 1         | 0         | 0        | 3         | 0        | 0        | 0         | 3         | 0        | 0        | 0        | 13         | 63          |
| <b>Total All Offenses</b>                        | <b>189</b>               | <b>170</b> | <b>126</b> | <b>155</b> | <b>82</b> | <b>160</b> | <b>77</b>                | <b>83</b> | <b>58</b> | <b>60</b> | <b>51</b> | <b>51</b> | <b>80</b> | <b>31</b> | <b>0</b> | <b>33</b> | <b>0</b> | <b>0</b> | <b>30</b> | <b>16</b> | <b>7</b> | <b>0</b> | <b>0</b> | <b>142</b> | <b>1601</b> |

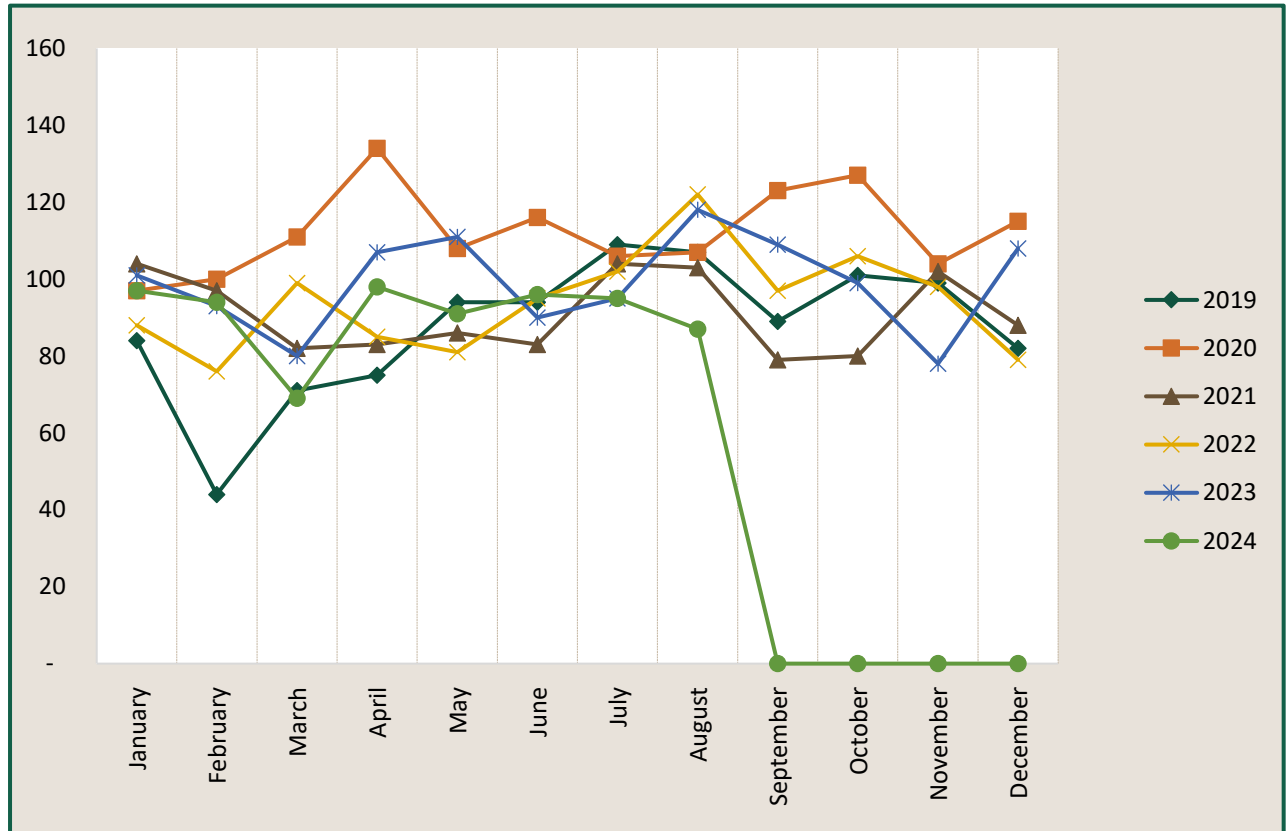
# SPOKANE COUNTY SHERIFF'S OFFICE

Regional Intelligence Group 9

## Burglary - All SCSO



Time Period: August 2024



|                    | 2019         | 2020         | 2021         | 2022         | 2023         | 2024       |
|--------------------|--------------|--------------|--------------|--------------|--------------|------------|
| January            | 84           | 97           | 104          | 88           | 101          | 97         |
| February           | 44           | 100          | 97           | 76           | 93           | 94         |
| March              | 71           | 111          | 82           | 99           | 80           | 69         |
| April              | 75           | 134          | 83           | 85           | 107          | 98         |
| May                | 94           | 108          | 86           | 81           | 111          | 91         |
| June               | 94           | 116          | 83           | 95           | 90           | 96         |
| July               | 109          | 106          | 104          | 102          | 95           | 95         |
| August             | 107          | 107          | 103          | 122          | 118          | 87         |
| September          | 89           | 123          | 79           | 97           | 109          | -          |
| October            | 101          | 127          | 80           | 106          | 99           | -          |
| November           | 99           | 104          | 102          | 98           | 78           | -          |
| December           | 82           | 115          | 88           | 79           | 108          | -          |
| <b>Grand Total</b> | <b>1,049</b> | <b>1,348</b> | <b>1,091</b> | <b>1,128</b> | <b>1,189</b> | <b>727</b> |

\* IBR Offense: Burglary/Breaking & Entering 220

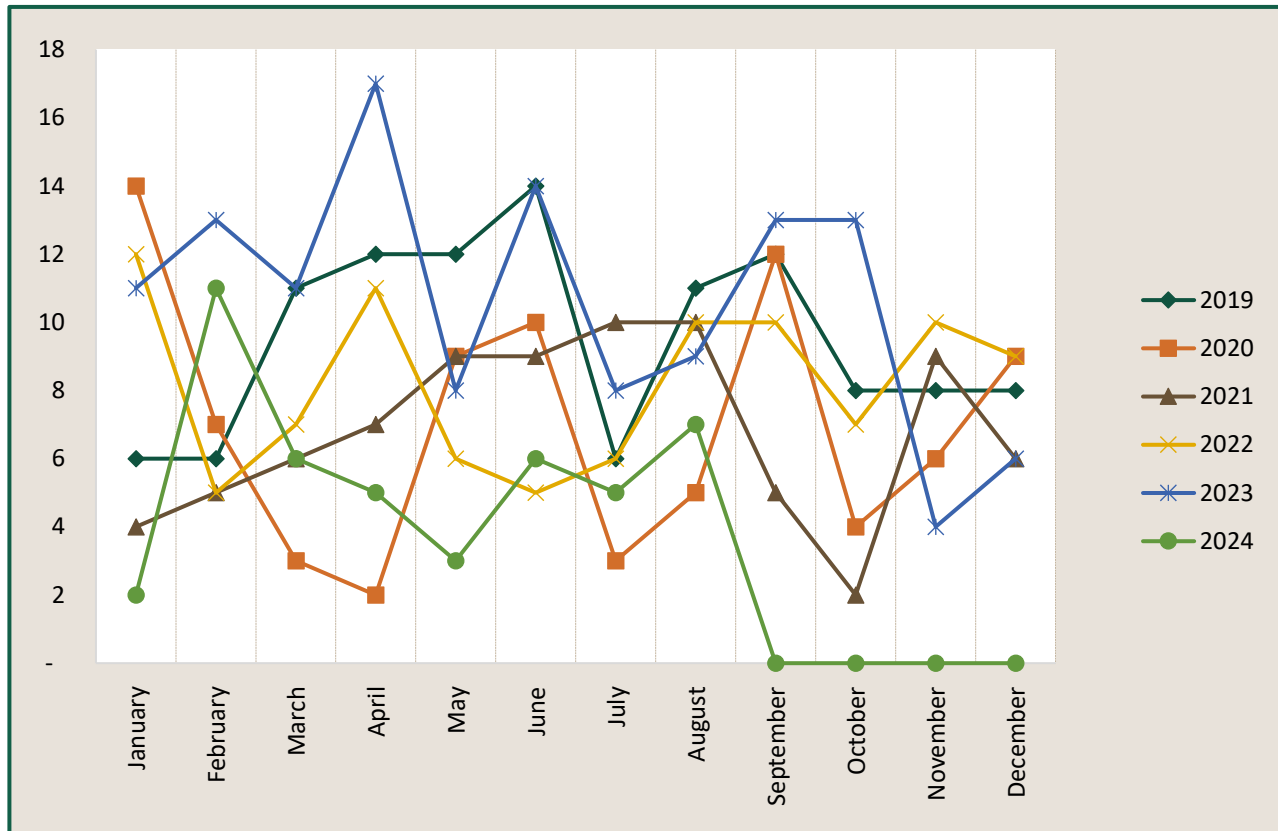
# SPOKANE COUNTY SHERIFF'S OFFICE

Regional Intelligence Group 9

## Rape - All SCSO



Time Period: August 2024



|                    | 2019       | 2020      | 2021      | 2022      | 2023       | 2024      |
|--------------------|------------|-----------|-----------|-----------|------------|-----------|
| January            | 6          | 14        | 4         | 12        | 11         | 2         |
| February           | 6          | 7         | 5         | 5         | 13         | 11        |
| March              | 11         | 3         | 6         | 7         | 11         | 6         |
| April              | 12         | 2         | 7         | 11        | 17         | 5         |
| May                | 12         | 9         | 9         | 6         | 8          | 3         |
| June               | 14         | 10        | 9         | 5         | 14         | 6         |
| July               | 6          | 3         | 10        | 6         | 8          | 5         |
| August             | 11         | 5         | 10        | 10        | 9          | 7         |
| September          | 12         | 12        | 5         | 10        | 13         | -         |
| October            | 8          | 4         | 2         | 7         | 13         | -         |
| November           | 8          | 6         | 9         | 10        | 4          | -         |
| December           | 8          | 9         | 6         | 9         | 6          | -         |
| <b>Grand Total</b> | <b>114</b> | <b>84</b> | <b>82</b> | <b>98</b> | <b>127</b> | <b>45</b> |

\*IBR Offense: Rape - Forcible 11A, Sodomy - Forcible 11B, Sexual Assault with Object 11C

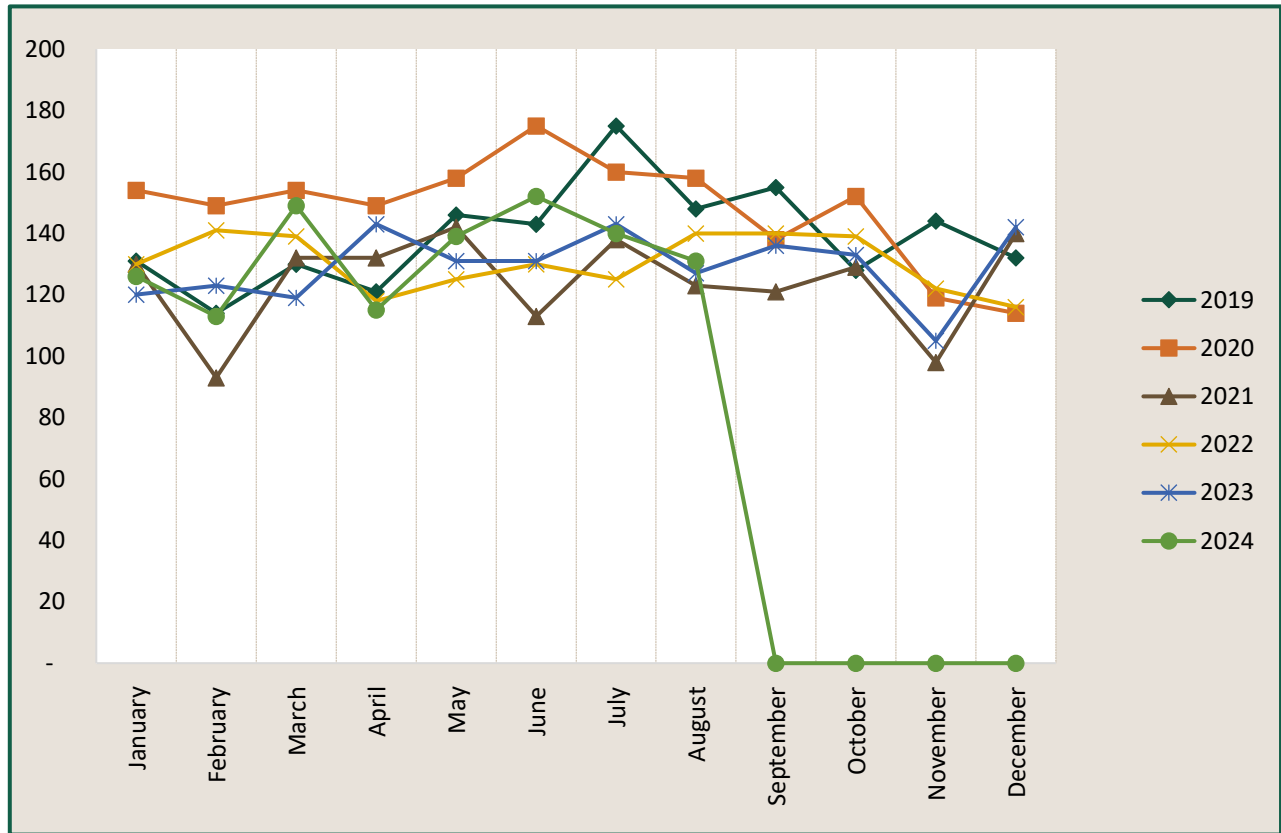
# SPOKANE COUNTY SHERIFF'S OFFICE

Regional Intelligence Group 9

## Assault - All SCSO



Time Period: August 2024



|                    | 2,019        | 2,020        | 2,021        | 2022         | 2023         | 2024         |
|--------------------|--------------|--------------|--------------|--------------|--------------|--------------|
| January            | 131          | 154          | 130          | 130          | 120          | 126          |
| February           | 114          | 149          | 93           | 141          | 123          | 113          |
| March              | 130          | 154          | 132          | 139          | 119          | 149          |
| April              | 121          | 149          | 132          | 118          | 143          | 115          |
| May                | 146          | 158          | 142          | 125          | 131          | 139          |
| June               | 143          | 175          | 113          | 130          | 131          | 152          |
| July               | 175          | 160          | 138          | 125          | 143          | 140          |
| August             | 148          | 158          | 123          | 140          | 127          | 131          |
| September          | 155          | 138          | 121          | 140          | 136          | -            |
| October            | 128          | 152          | 129          | 139          | 133          | -            |
| November           | 144          | 119          | 98           | 122          | 105          | -            |
| December           | 132          | 114          | 140          | 116          | 142          | -            |
| <b>Grand Total</b> | <b>1,667</b> | <b>1,780</b> | <b>1,491</b> | <b>1,565</b> | <b>1,553</b> | <b>1,065</b> |

\* IBR Offense: Aggravated Assault 13A & Simple Assault

13B

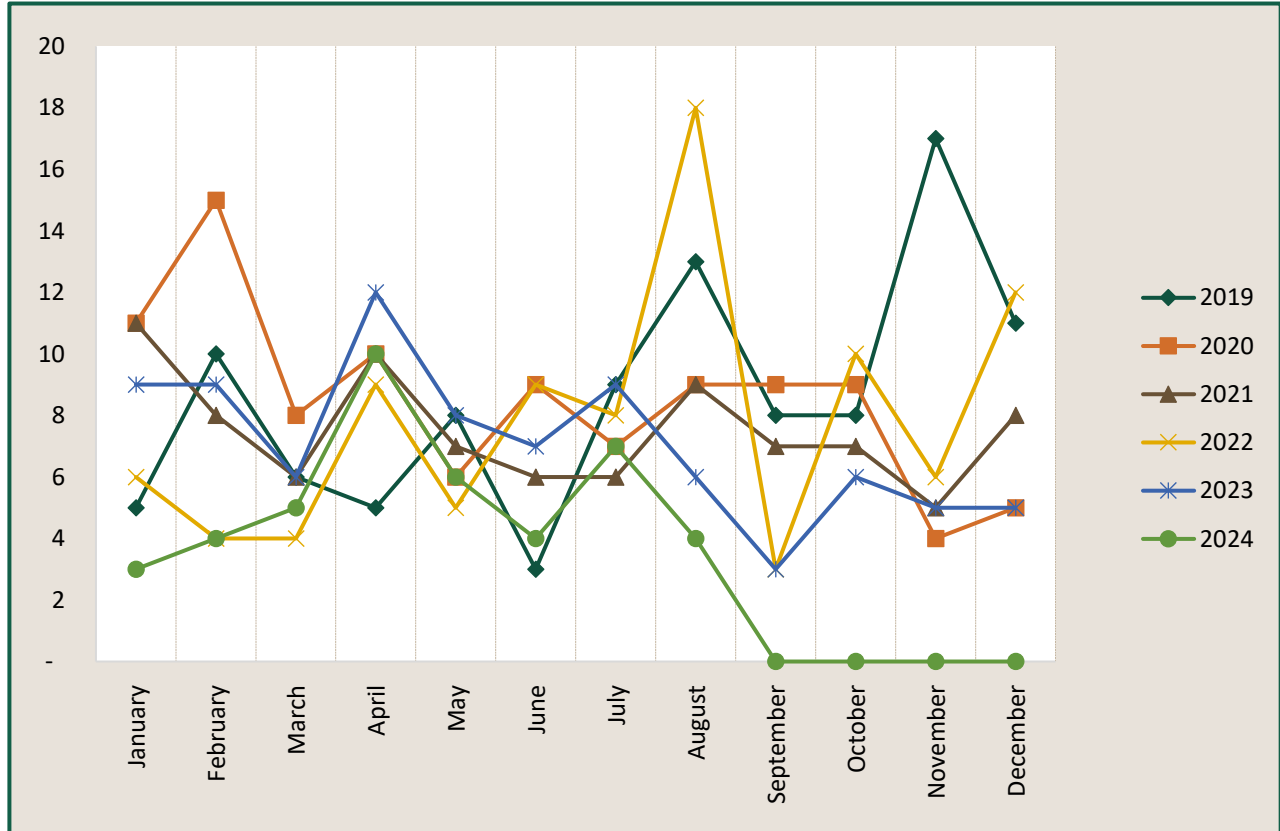
# SPOKANE COUNTY SHERIFF'S OFFICE

Regional Intelligence Group 9

## Robbery - All SCSO



Time Period: August 2024



|                    | 2019       | 2020       | 2021      | 2022      | 2023      | 2024      |
|--------------------|------------|------------|-----------|-----------|-----------|-----------|
| January            | 5          | 11         | 11        | 6         | 9         | 3         |
| February           | 10         | 15         | 8         | 4         | 9         | 4         |
| March              | 6          | 8          | 6         | 4         | 6         | 5         |
| April              | 5          | 10         | 10        | 9         | 12        | 10        |
| May                | 8          | 6          | 7         | 5         | 8         | 6         |
| June               | 3          | 9          | 6         | 9         | 7         | 4         |
| July               | 9          | 7          | 6         | 8         | 9         | 7         |
| August             | 13         | 9          | 9         | 18        | 6         | 4         |
| September          | 8          | 9          | 7         | 3         | 3         | -         |
| October            | 8          | 9          | 7         | 10        | 6         | -         |
| November           | 17         | 4          | 5         | 6         | 5         | -         |
| December           | 11         | 5          | 8         | 12        | 5         | -         |
| <b>Grand Total</b> | <b>103</b> | <b>102</b> | <b>90</b> | <b>94</b> | <b>85</b> | <b>43</b> |

\* IBR Offense: Robbery 120



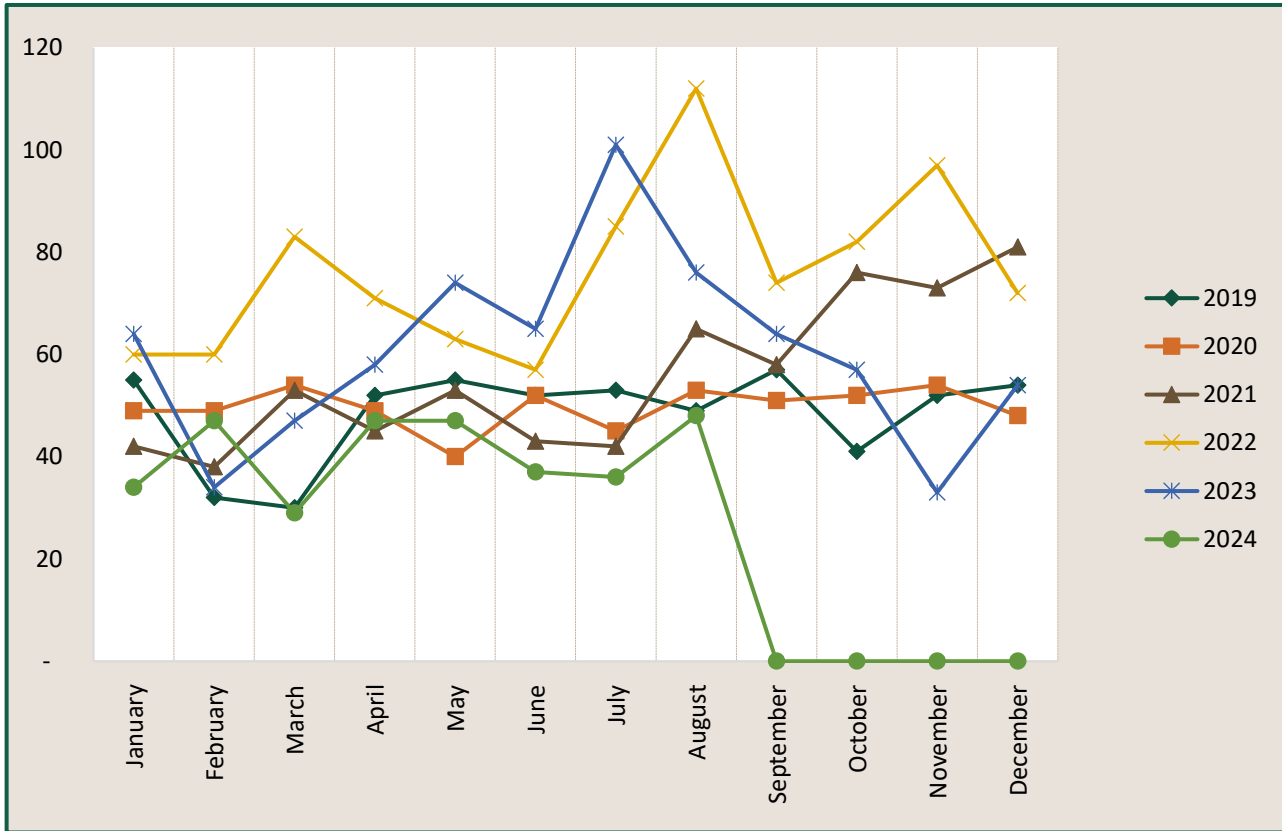
# SPOKANE COUNTY SHERIFF'S OFFICE

Regional Intelligence Group 9

## Motor Vehicle Theft - All SCSO



Time Period: August 2024



|                    | 2019       | 2020       | 2021       | 2022       | 2023       | 2024       |
|--------------------|------------|------------|------------|------------|------------|------------|
| January            | 55         | 49         | 42         | 60         | 64         | 34         |
| February           | 32         | 49         | 38         | 60         | 34         | 47         |
| March              | 30         | 54         | 53         | 83         | 47         | 29         |
| April              | 52         | 49         | 45         | 71         | 58         | 47         |
| May                | 55         | 40         | 53         | 63         | 74         | 47         |
| June               | 52         | 52         | 43         | 57         | 65         | 37         |
| July               | 53         | 45         | 42         | 85         | 101        | 36         |
| August             | 49         | 53         | 65         | 112        | 76         | 48         |
| September          | 57         | 51         | 58         | 74         | 64         | -          |
| October            | 41         | 52         | 76         | 82         | 57         | -          |
| November           | 52         | 54         | 73         | 97         | 33         | -          |
| December           | 54         | 48         | 81         | 72         | 54         | -          |
| <b>Grand Total</b> | <b>582</b> | <b>596</b> | <b>669</b> | <b>916</b> | <b>727</b> | <b>325</b> |

\* IBR Offense: Motor Vehicle Theft 240

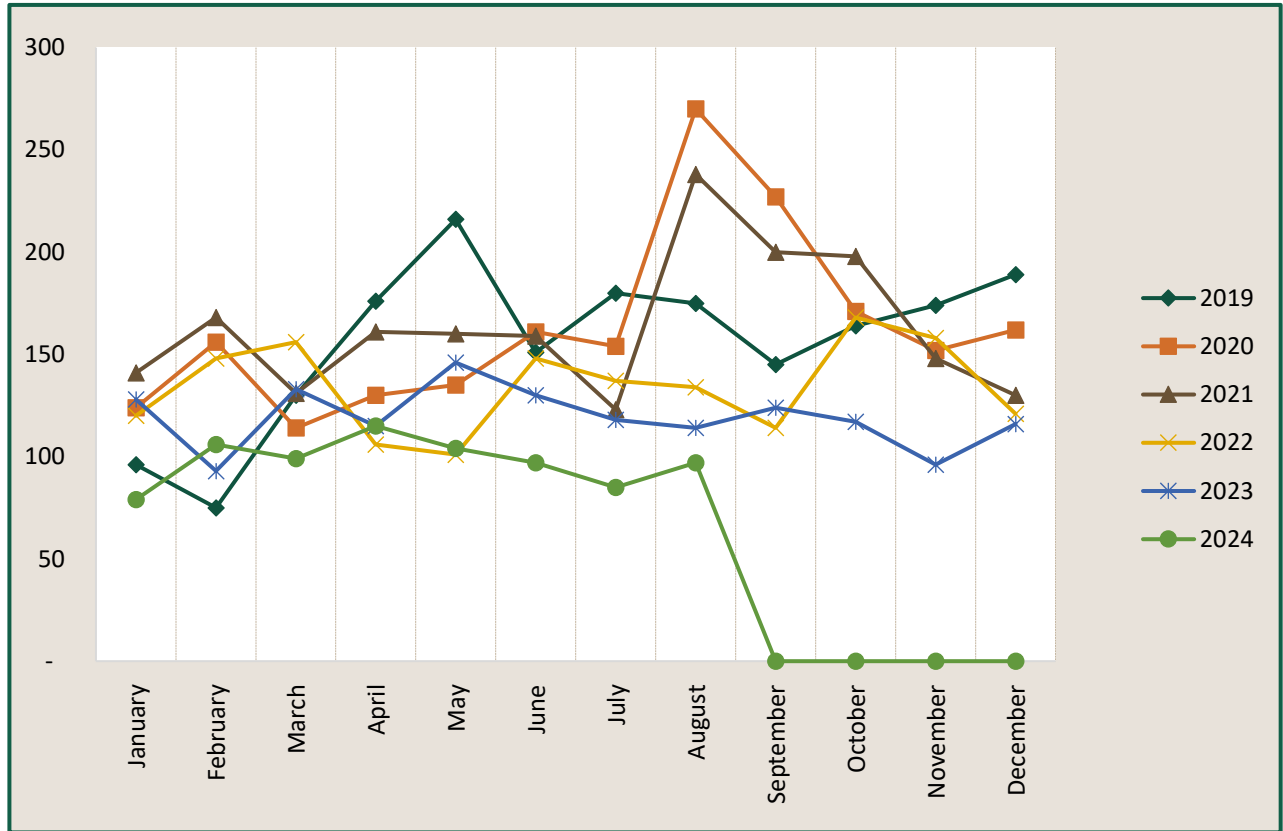
# SPOKANE COUNTY SHERIFF'S OFFICE

Regional Intelligence Group 9

## Theft From Motor Vehicle (Vehicle Prowl) - All SCSO



Time Period: August 2024



|                    | 2019         | 2020         | 2021         | 2022         | 2023         | 2024       |
|--------------------|--------------|--------------|--------------|--------------|--------------|------------|
| January            | 96           | 124          | 141          | 120          | 128          | 79         |
| February           | 75           | 156          | 168          | 148          | 93           | 106        |
| March              | 130          | 114          | 131          | 156          | 133          | 99         |
| April              | 176          | 130          | 161          | 106          | 115          | 115        |
| May                | 216          | 135          | 160          | 101          | 146          | 104        |
| June               | 151          | 161          | 159          | 148          | 130          | 97         |
| July               | 180          | 154          | 123          | 137          | 118          | 85         |
| August             | 175          | 270          | 238          | 134          | 114          | 97         |
| September          | 145          | 227          | 200          | 114          | 124          | -          |
| October            | 164          | 171          | 198          | 168          | 117          | -          |
| November           | 174          | 152          | 148          | 158          | 96           | -          |
| December           | 189          | 162          | 130          | 121          | 116          | -          |
| <b>Grand Total</b> | <b>1,871</b> | <b>1,956</b> | <b>1,957</b> | <b>1,611</b> | <b>1,430</b> | <b>782</b> |

\* IBR Offense: Theft From Motor Vehicle 23F

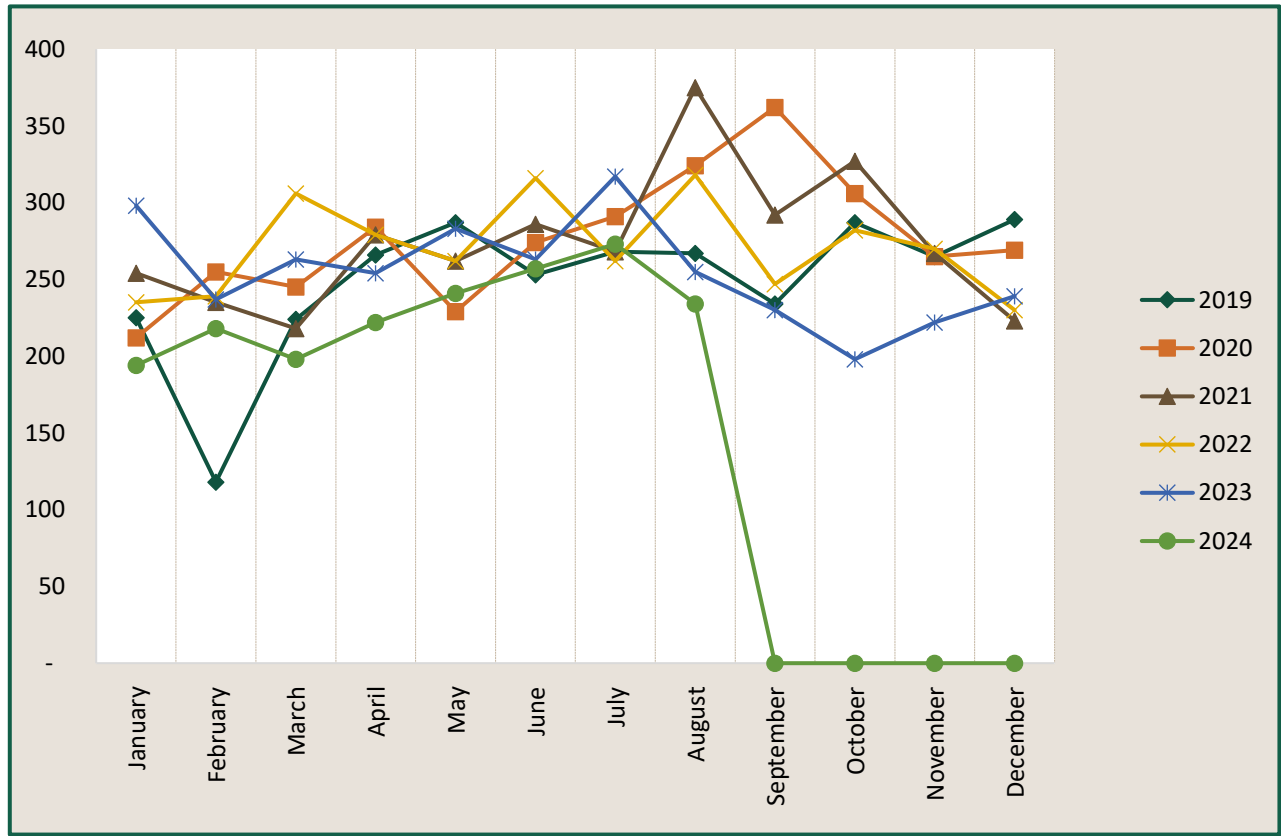
SPOKANE COUNTY SHERIFF'S OFFICE

Regional Intelligence Group 9

Damage/Destruction/Vandalism (MALMS) - All SCSO



Time Period: August 2024



|                    | 2019         | 2020         | 2021         | 2022         | 2023         | 2024         |
|--------------------|--------------|--------------|--------------|--------------|--------------|--------------|
| January            | 225          | 212          | 254          | 235          | 298          | 194          |
| February           | 118          | 255          | 235          | 239          | 237          | 218          |
| March              | 224          | 245          | 218          | 306          | 263          | 198          |
| April              | 266          | 284          | 279          | 279          | 254          | 222          |
| May                | 287          | 229          | 262          | 262          | 283          | 241          |
| June               | 253          | 274          | 286          | 316          | 263          | 257          |
| July               | 268          | 291          | 268          | 262          | 317          | 273          |
| August             | 267          | 324          | 375          | 318          | 255          | 234          |
| September          | 234          | 362          | 292          | 247          | 230          | -            |
| October            | 287          | 306          | 327          | 282          | 198          | -            |
| November           | 265          | 265          | 267          | 270          | 222          | -            |
| December           | 289          | 269          | 223          | 230          | 239          | -            |
| <b>Grand Total</b> | <b>2,983</b> | <b>3,316</b> | <b>3,286</b> | <b>3,246</b> | <b>3,059</b> | <b>1,837</b> |

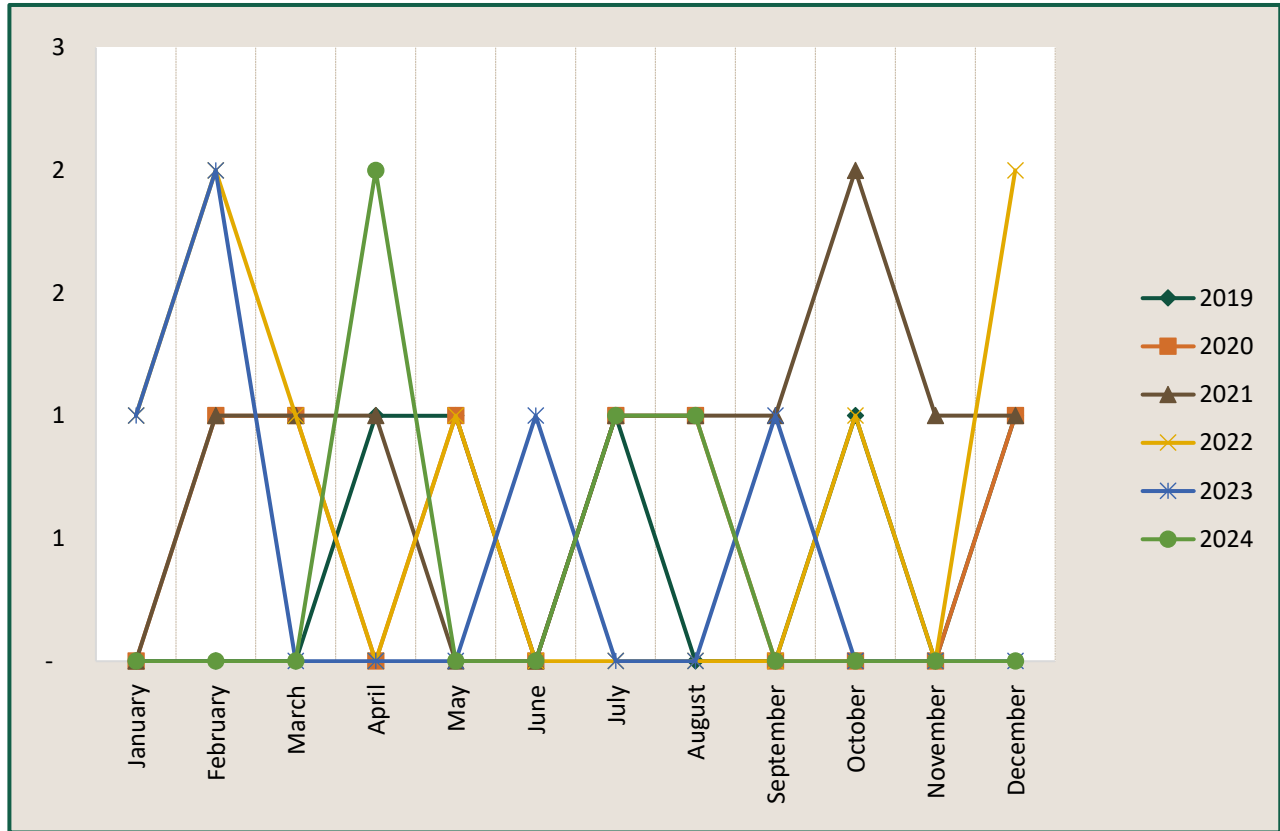
# SPOKANE COUNTY SHERIFF'S OFFICE

Regional Intelligence Group 9

## Homicide - All SCSO



Time Period: August 2024



|                    | 2019     | 2020     | 2021      | 2022     | 2023     | 2024     |
|--------------------|----------|----------|-----------|----------|----------|----------|
| January            | -        | -        | -         | 1        | 1        | -        |
| February           | -        | 1        | 1         | 2        | 2        | -        |
| March              | -        | 1        | 1         | 1        | -        | -        |
| April              | 1        | -        | 1         | -        | -        | 2        |
| May                | 1        | 1        | -         | 1        | -        | -        |
| June               | -        | -        | -         | -        | 1        | -        |
| July               | 1        | 1        | 1         | -        | -        | 1        |
| August             | -        | 1        | 1         | -        | -        | 1        |
| September          | -        | -        | 1         | -        | 1        | -        |
| October            | 1        | -        | 2         | 1        | -        | -        |
| November           | -        | -        | 1         | -        | -        | -        |
| December           | 1        | 1        | 1         | 2        | -        | -        |
| <b>Grand Total</b> | <b>5</b> | <b>6</b> | <b>10</b> | <b>8</b> | <b>5</b> | <b>4</b> |

\*IBR Offense: Murder/Non-Negligent Manslaughter 09A

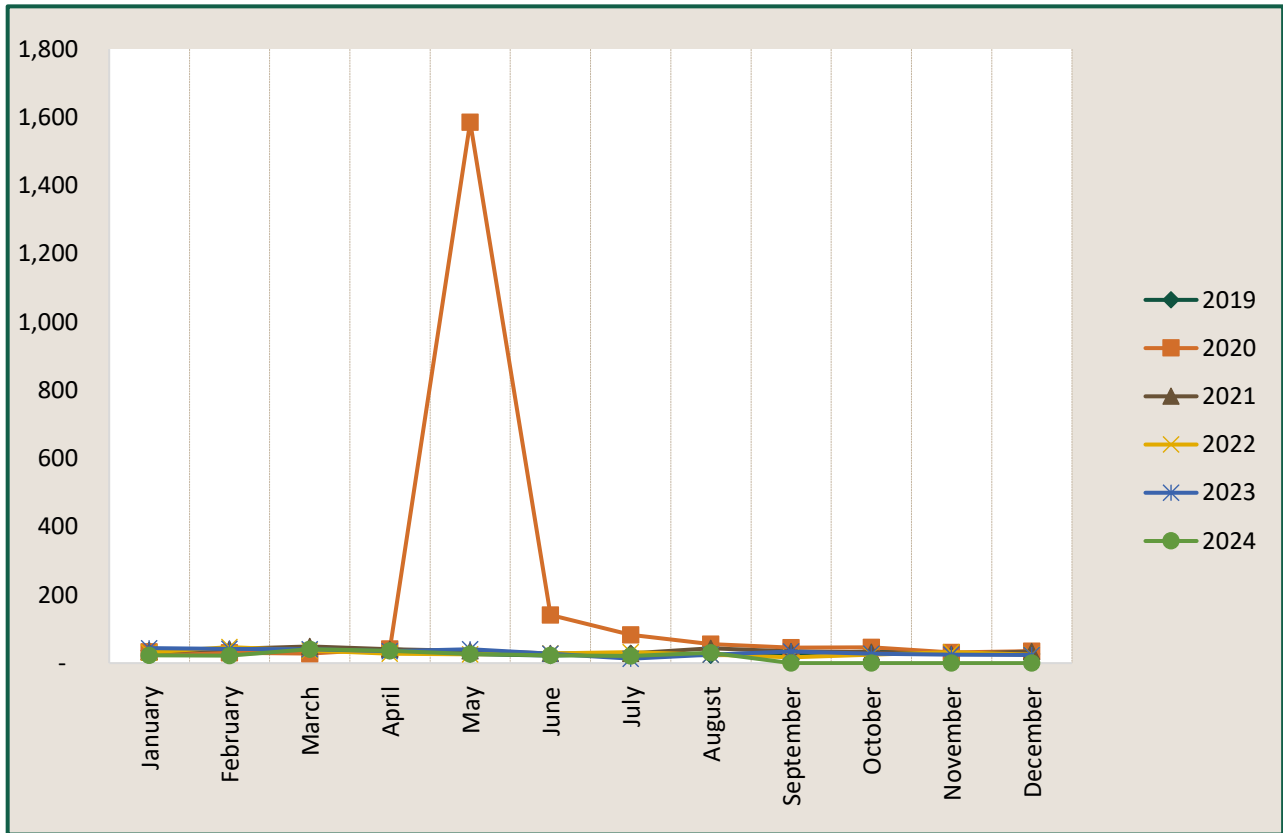
# SPOKANE COUNTY SHERIFF'S OFFICE

Regional Intelligence Group 9

## Identity Theft - All SCSO



Time Period: August 2024



|                    | 2019       | 2020         | 2021       | 2022       | 2023       | 2024       |
|--------------------|------------|--------------|------------|------------|------------|------------|
| January            | 37         | 33           | 33         | 31         | 44         | 23         |
| February           | 28         | 30           | 42         | 47         | 42         | 22         |
| March              | 33         | 28           | 49         | 37         | 41         | 41         |
| April              | 41         | 42           | 41         | 28         | 35         | 36         |
| May                | 27         | 1,586        | 36         | 26         | 41         | 27         |
| June               | 22         | 141          | 29         | 29         | 28         | 23         |
| July               | 29         | 83           | 29         | 32         | 13         | 21         |
| August             | 23         | 56           | 44         | 25         | 25         | 30         |
| September          | 29         | 45           | 34         | 17         | 34         | -          |
| October            | 34         | 46           | 32         | 25         | 28         | -          |
| November           | 30         | 31           | 27         | 32         | 25         | -          |
| December           | 27         | 35           | 34         | 25         | 24         | -          |
| <b>Grand Total</b> | <b>360</b> | <b>2,156</b> | <b>430</b> | <b>354</b> | <b>380</b> | <b>223</b> |

\*IBR Offense: Identity Theft 26F

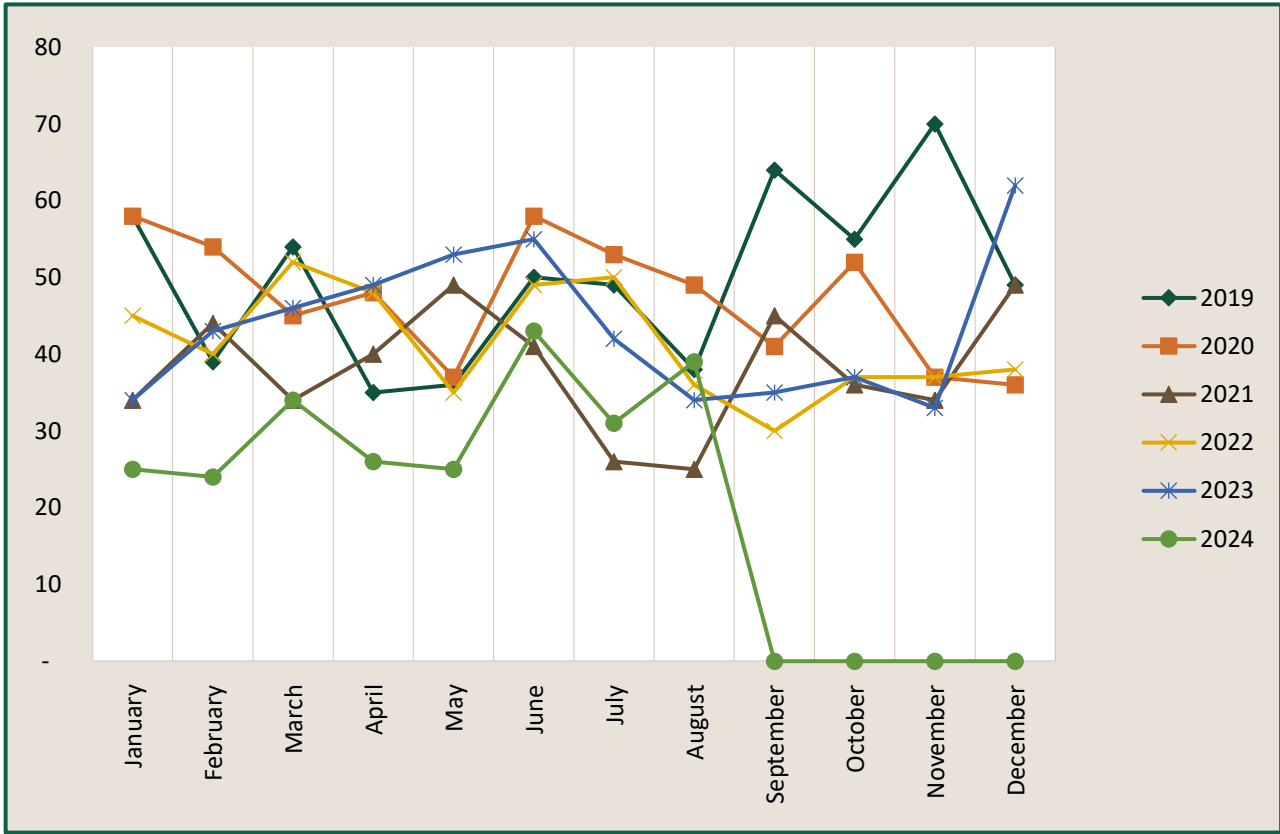
# SPOKANE COUNTY SHERIFF'S OFFICE

Regional Intelligence Group 9

## DUI - All SCSO



Time Period: August 2024



|                    | 2019       | 2020       | 2021       | 2022       | 2023       | 2024       |
|--------------------|------------|------------|------------|------------|------------|------------|
| January            | 58         | 58         | 34         | 45         | 34         | 25         |
| February           | 39         | 54         | 44         | 40         | 43         | 24         |
| March              | 54         | 45         | 34         | 52         | 46         | 34         |
| April              | 35         | 48         | 40         | 48         | 49         | 26         |
| May                | 36         | 37         | 49         | 35         | 53         | 25         |
| June               | 50         | 58         | 41         | 49         | 55         | 43         |
| July               | 49         | 53         | 26         | 50         | 42         | 31         |
| August             | 38         | 49         | 25         | 36         | 34         | 39         |
| September          | 64         | 41         | 45         | 30         | 35         | -          |
| October            | 55         | 52         | 36         | 37         | 37         | -          |
| November           | 70         | 37         | 34         | 37         | 33         | -          |
| December           | 49         | 36         | 49         | 38         | 62         | -          |
| <b>Grand Total</b> | <b>597</b> | <b>568</b> | <b>457</b> | <b>497</b> | <b>523</b> | <b>247</b> |

\* IBR Offense: DUI 90D

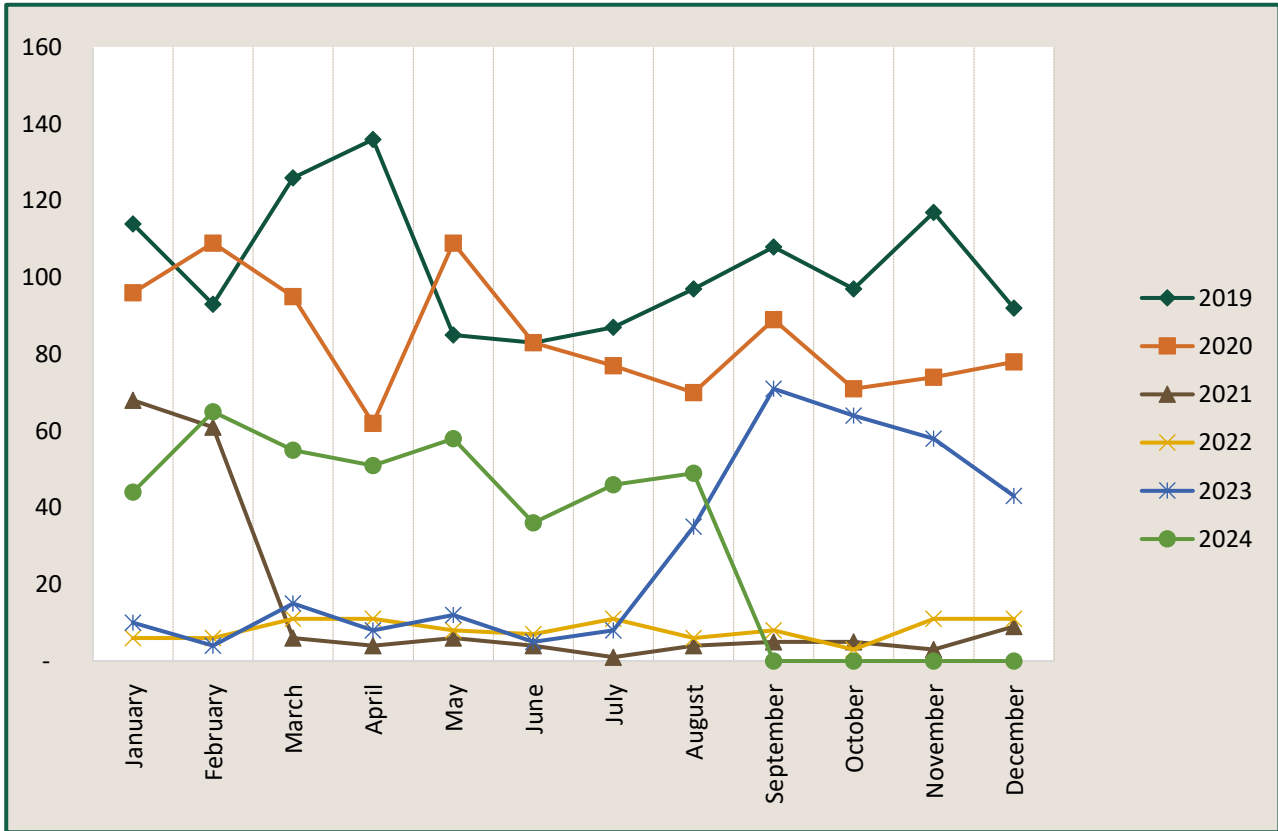
# SPOKANE COUNTY SHERIFF'S OFFICE

Regional Intelligence Group 9

## Drugs - All SCSO



Time Period: August 2024



|                    | 2019         | 2020         | 2021       | 2022      | 2023       | 2024       |
|--------------------|--------------|--------------|------------|-----------|------------|------------|
| January            | 114          | 96           | 68         | 6         | 10         | 44         |
| February           | 93           | 109          | 61         | 6         | 4          | 65         |
| March              | 126          | 95           | 6          | 11        | 15         | 55         |
| April              | 136          | 62           | 4          | 11        | 8          | 51         |
| May                | 85           | 109          | 6          | 8         | 12         | 58         |
| June               | 83           | 83           | 4          | 7         | 5          | 36         |
| July               | 87           | 77           | 1          | 11        | 8          | 46         |
| August             | 97           | 70           | 4          | 6         | 35         | 49         |
| September          | 108          | 89           | 5          | 8         | 71         | -          |
| October            | 97           | 71           | 5          | 3         | 64         | -          |
| November           | 117          | 74           | 3          | 11        | 58         | -          |
| December           | 92           | 78           | 9          | 11        | 43         | -          |
| <b>Grand Total</b> | <b>1,235</b> | <b>1,013</b> | <b>176</b> | <b>99</b> | <b>333</b> | <b>404</b> |

\* IBR Offense: Drugs/Narcotics Violations 35A and Drug Equipment Violations 35B

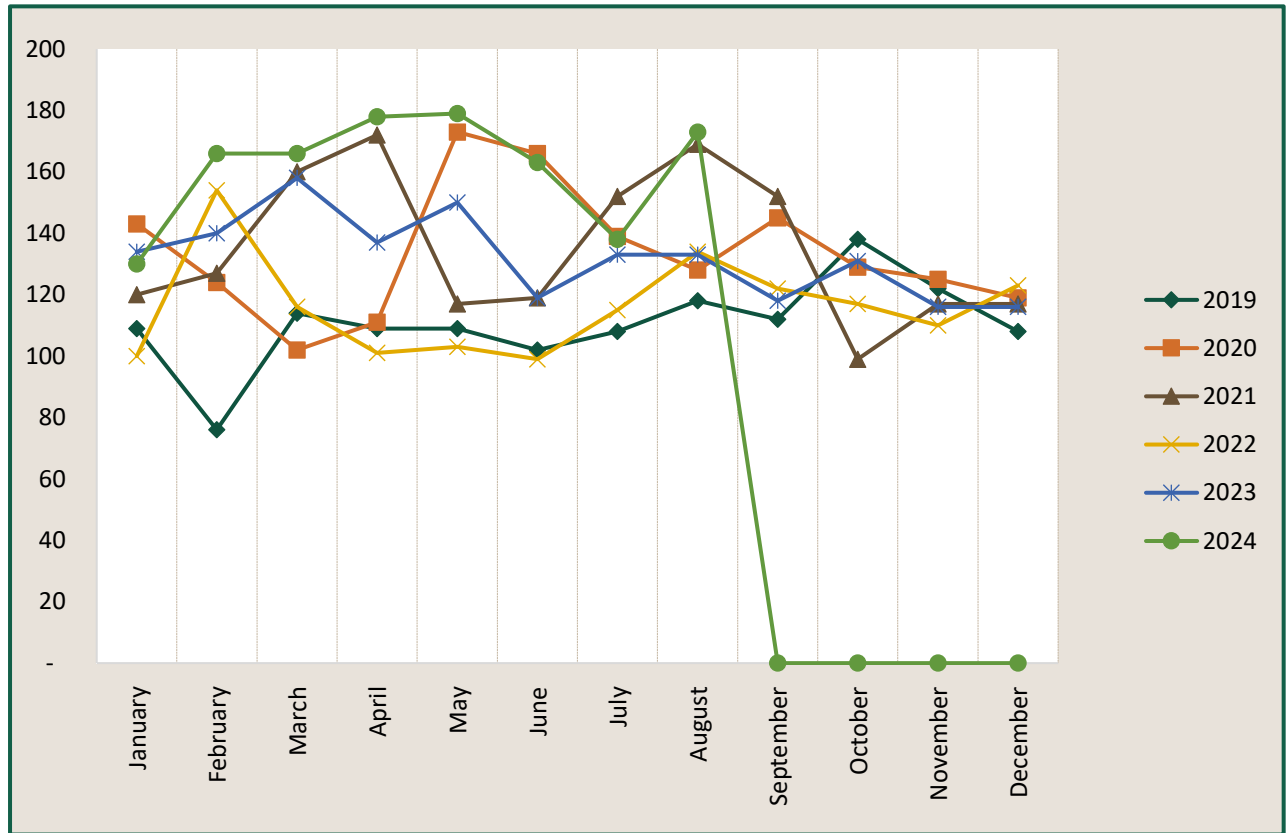
# SPOKANE COUNTY SHERIFF'S OFFICE

Regional Intelligence Group 9

## Fraud - All SCSO



Time Period: August 2024



|                    | 2019         | 2020         | 2021         | 2022         | 2023         | 2024         |
|--------------------|--------------|--------------|--------------|--------------|--------------|--------------|
| January            | 109          | 143          | 120          | 100          | 134          | 130          |
| February           | 76           | 124          | 127          | 154          | 140          | 166          |
| March              | 114          | 102          | 160          | 116          | 158          | 166          |
| April              | 109          | 111          | 172          | 101          | 137          | 178          |
| May                | 109          | 173          | 117          | 103          | 150          | 179          |
| June               | 102          | 166          | 119          | 99           | 119          | 163          |
| July               | 108          | 139          | 152          | 115          | 133          | 138          |
| August             | 118          | 128          | 169          | 134          | 133          | 173          |
| September          | 112          | 145          | 152          | 122          | 118          | -            |
| October            | 138          | 129          | 99           | 117          | 131          | -            |
| November           | 122          | 125          | 117          | 110          | 116          | -            |
| December           | 108          | 119          | 117          | 123          | 116          | -            |
| <b>Grand Total</b> | <b>1,325</b> | <b>1,604</b> | <b>1,621</b> | <b>1,394</b> | <b>1,585</b> | <b>1,293</b> |

\* IBR Offense: Pretenses/Swindling/Con Games 26A, Fraud - Credit Card/ATM 26B, and Fraud - False & Fraud - Impersonation 26C



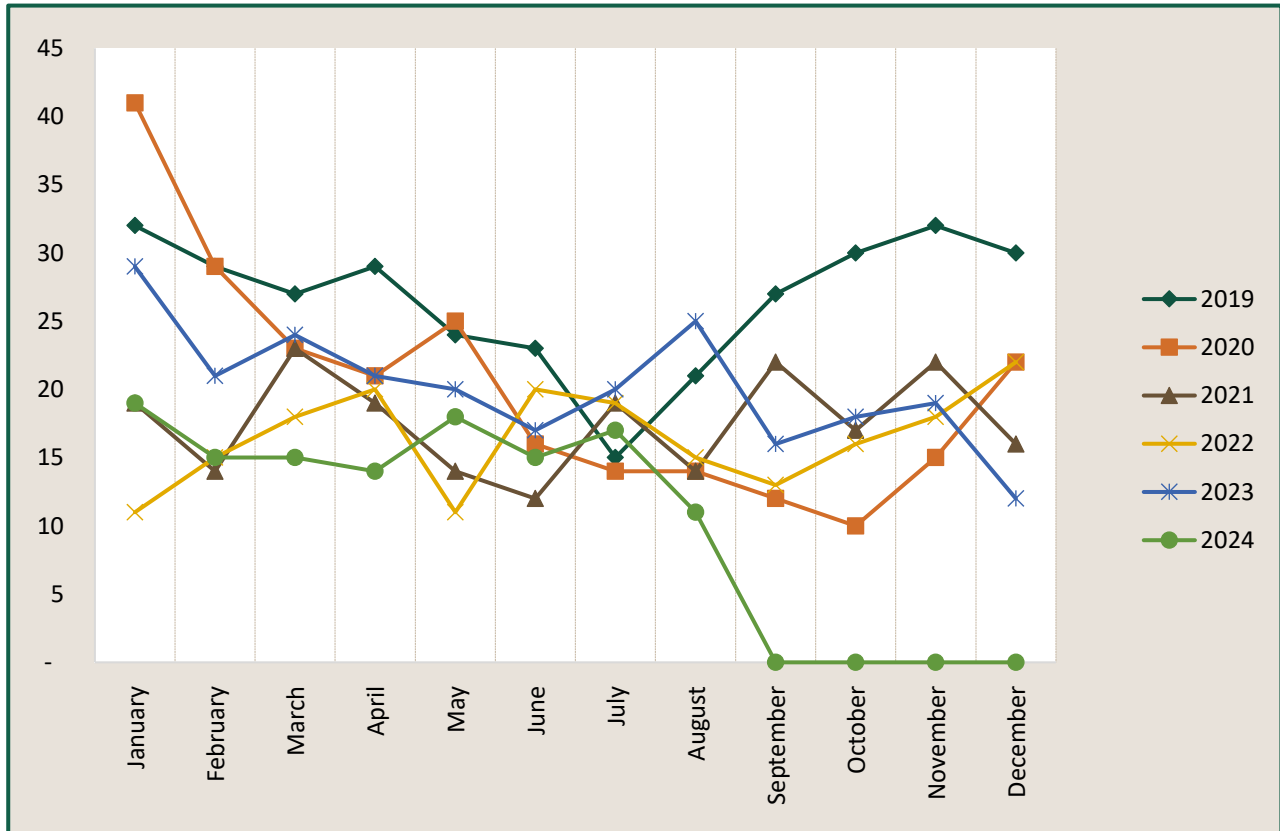
# SPOKANE COUNTY SHERIFF'S OFFICE

Regional Intelligence Group 9

## Forgery - All SCSO



Time Period: August 2024



|                    | 2019       | 2020       | 2021       | 2022       | 2023       | 2024       |
|--------------------|------------|------------|------------|------------|------------|------------|
| January            | 32         | 41         | 19         | 11         | 29         | 19         |
| February           | 29         | 29         | 14         | 15         | 21         | 15         |
| March              | 27         | 23         | 23         | 18         | 24         | 15         |
| April              | 29         | 21         | 19         | 20         | 21         | 14         |
| May                | 24         | 25         | 14         | 11         | 20         | 18         |
| June               | 23         | 16         | 12         | 20         | 17         | 15         |
| July               | 15         | 14         | 19         | 19         | 20         | 17         |
| August             | 21         | 14         | 14         | 15         | 25         | 11         |
| September          | 27         | 12         | 22         | 13         | 16         | -          |
| October            | 30         | 10         | 17         | 16         | 18         | -          |
| November           | 32         | 15         | 22         | 18         | 19         | -          |
| December           | 30         | 22         | 16         | 22         | 12         | -          |
| <b>Grand Total</b> | <b>319</b> | <b>242</b> | <b>211</b> | <b>198</b> | <b>242</b> | <b>124</b> |

\*IBR Offense: Counterfeiting/Forgery 250

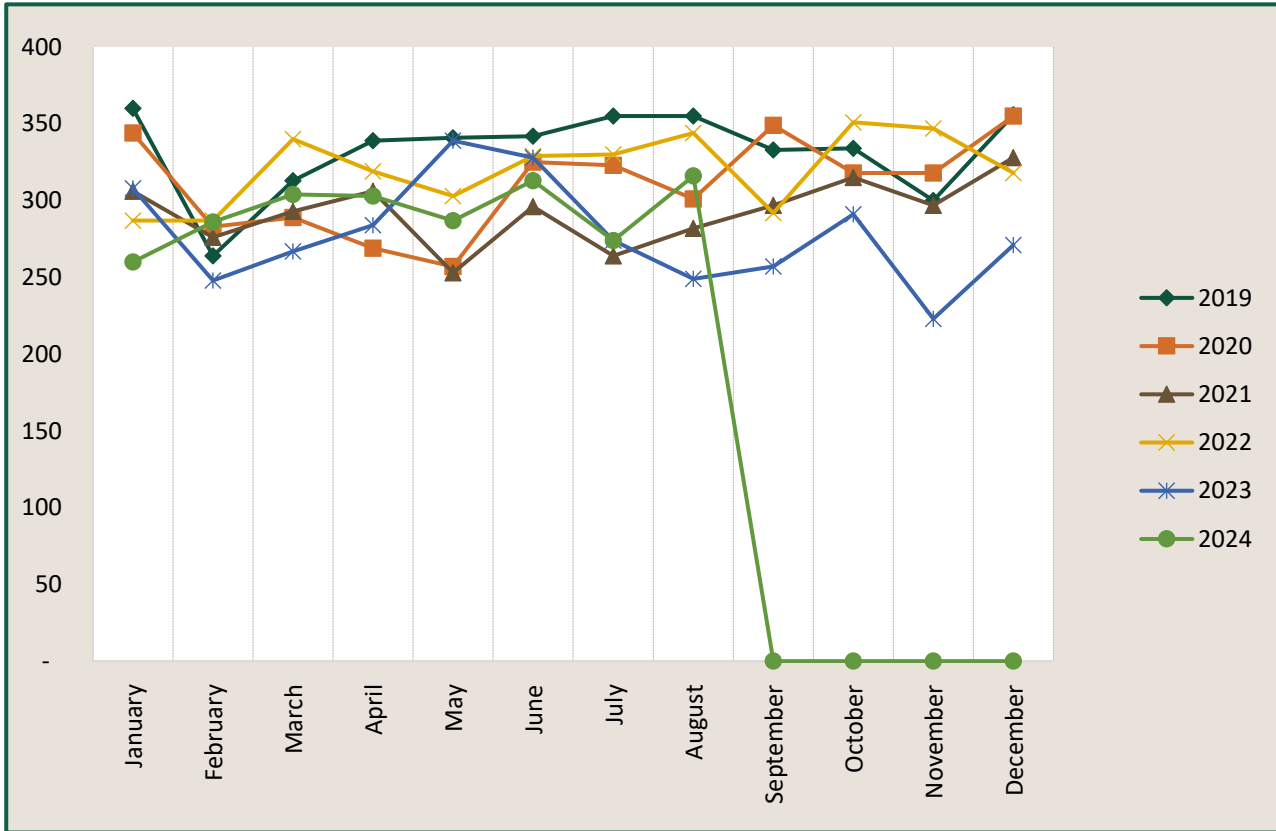
# SPOKANE COUNTY SHERIFF'S OFFICE

Regional Intelligence Group 9

## Theft - All SCSO



Time Period: August 2024



|                    | 2019         | 2020         | 2021         | 2022         | 2023         | 2024         |
|--------------------|--------------|--------------|--------------|--------------|--------------|--------------|
| January            | 360          | 344          | 306          | 287          | 308          | 260          |
| February           | 264          | 283          | 276          | 287          | 248          | 286          |
| March              | 313          | 289          | 293          | 340          | 267          | 304          |
| April              | 339          | 269          | 306          | 319          | 284          | 303          |
| May                | 341          | 257          | 253          | 303          | 339          | 287          |
| June               | 342          | 325          | 296          | 329          | 328          | 313          |
| July               | 355          | 323          | 264          | 330          | 274          | 274          |
| August             | 355          | 301          | 282          | 344          | 249          | 316          |
| September          | 333          | 349          | 297          | 292          | 257          | -            |
| October            | 334          | 318          | 315          | 351          | 291          | -            |
| November           | 300          | 318          | 297          | 347          | 223          | -            |
| December           | 356          | 355          | 328          | 318          | 271          | -            |
| <b>Grand Total</b> | <b>3,992</b> | <b>3,731</b> | <b>3,513</b> | <b>3,847</b> | <b>3,339</b> | <b>2,343</b> |

\* IBR Offense: Theft - Pocket-Picking 23A, Theft - Purse-Snatching 23B, Theft - Shoplifting 23C, Theft From Building 23D, Theft From Coin-Operated Machine 23E, Theft of Motor Vehicle Parts/Accessories 23G, and Theft-All Other 23H

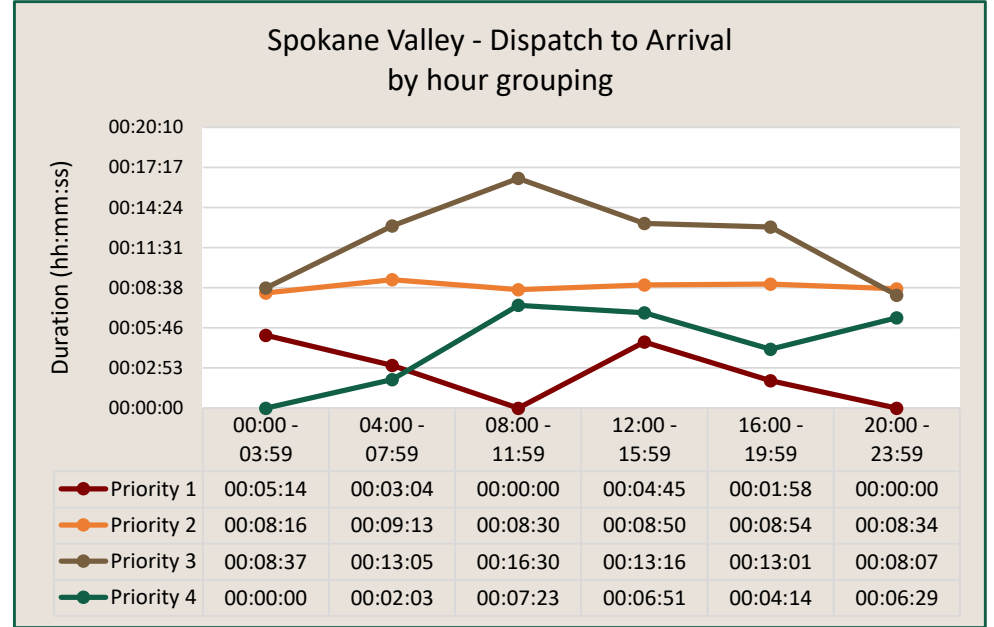
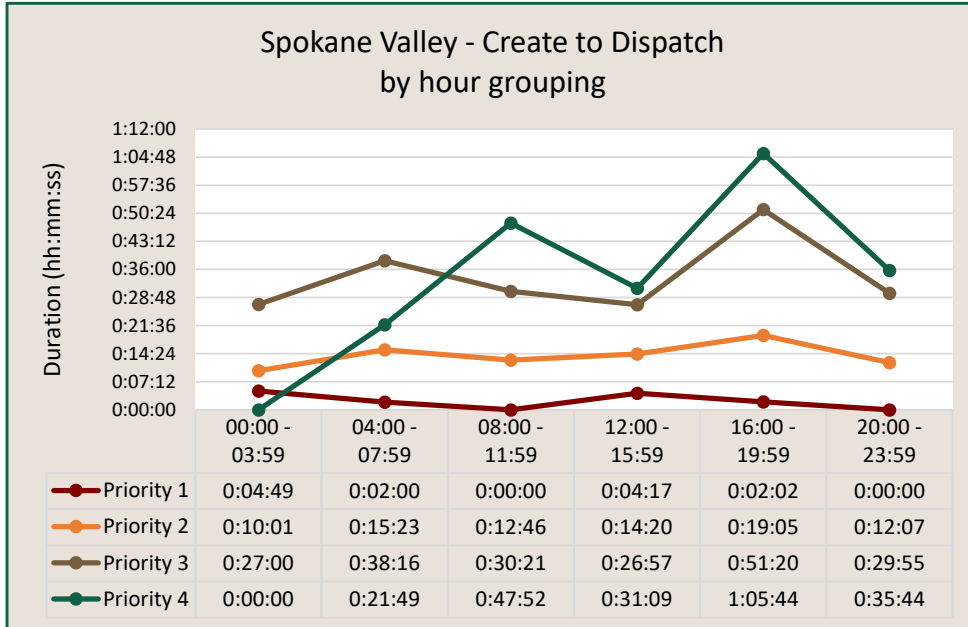


# Spokane County Sheriff's Office

## Response Times by Priority

August 2024

|               | Spokane Valley     |                    |                  | SCSO Unincorporated |                    |                  | SCSO All           |                    |                  |
|---------------|--------------------|--------------------|------------------|---------------------|--------------------|------------------|--------------------|--------------------|------------------|
| Priority      | Create To Dispatch | Dispatch To Arrive | Create To Arrive | Create To Dispatch  | Dispatch To Arrive | Create To Arrive | Create To Dispatch | Dispatch To Arrive | Create To Arrive |
| 1             | 00:02:39           | 00:03:00           | 00:05:39         | 00:02:49            | 00:03:52           | 00:06:40         | 00:02:43           | 00:03:22           | 00:06:05         |
| 2             | 00:14:17           | 00:08:43           | 00:23:00         | 00:22:17            | 00:15:08           | 00:37:25         | 00:17:57           | 00:11:39           | 00:29:36         |
| 3             | 00:34:37           | 00:12:44           | 00:47:21         | 00:48:55            | 00:17:23           | 01:06:18         | 00:40:51           | 00:14:46           | 00:55:37         |
| 4             | 00:38:24           | 00:05:05           | 00:43:28         | 01:19:39            | 00:18:38           | 01:38:17         | 00:54:12           | 00:10:16           | 01:04:29         |
| <b>Totals</b> | <b>0:26:09</b>     | <b>0:10:39</b>     | <b>0:36:48</b>   | <b>0:38:02</b>      | <b>0:16:22</b>     | <b>0:54:24</b>   | <b>0:31:25</b>     | <b>0:13:11</b>     | <b>0:44:36</b>   |



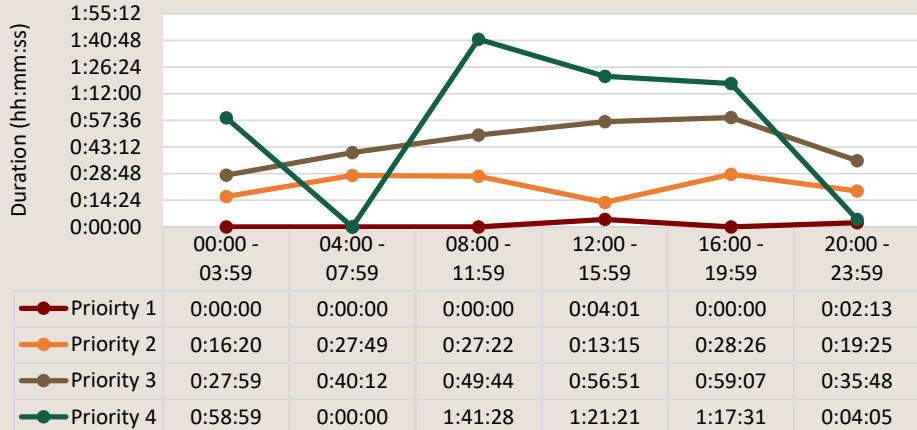


# Spokane County Sheriff's Office

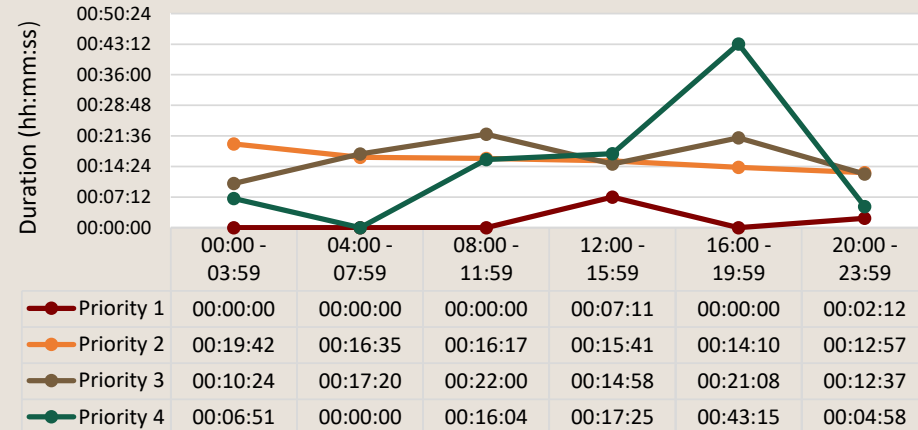
## Response Times by Priority

August 2024

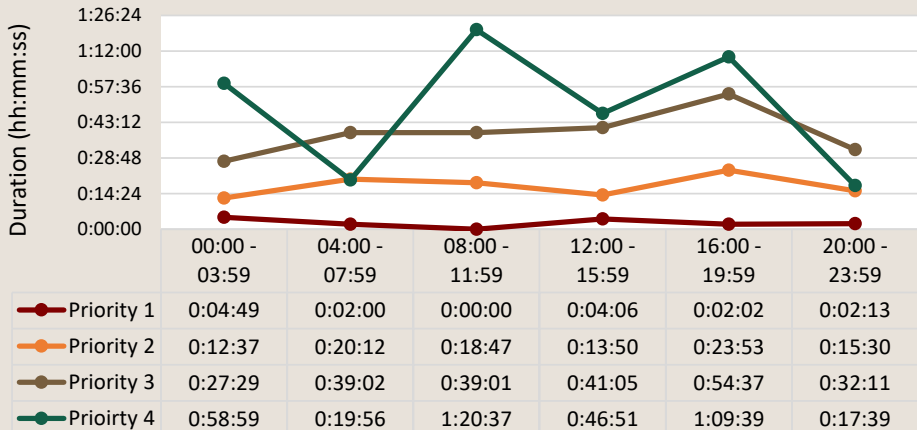
### SCSO Unincorporated- Create to Dispatch by hour grouping



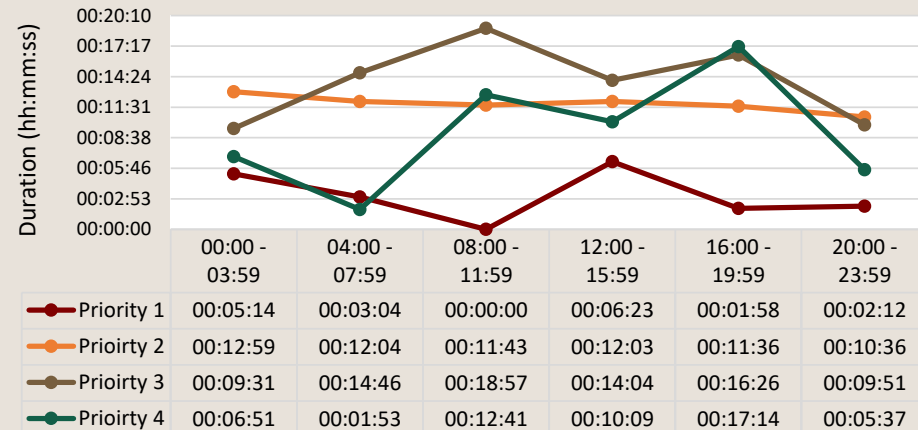
### SCSO Unincorporated- Dispatch to Arrival by hour grouping



### SCSO All - Create to Dispatch by hour grouping



### SCSO All - Dispatch to Arrival by hour grouping



# SPOKANE COUNTY SHERIFF'S OFFICE

Regional Intelligence Group 9

## Call Activity Heat Maps - All SCSO



August 2024

### Citizen Calls by Day of Week and Hour

|              | Sunday     | Monday      | Tuesday     | Wednesday   | Thursday    | Friday      | Saturday    | Total       |
|--------------|------------|-------------|-------------|-------------|-------------|-------------|-------------|-------------|
| 0            | 33         | 30          | 23          | 25          | 22          | 37          | 52          | 222         |
| 1            | 21         | 16          | 20          | 20          | 25          | 26          | 29          | 157         |
| 2            | 25         | 17          | 19          | 15          | 17          | 23          | 26          | 142         |
| 3            | 18         | 16          | 11          | 10          | 14          | 18          | 19          | 106         |
| 4            | 10         | 22          | 19          | 15          | 18          | 15          | 21          | 120         |
| 5            | 16         | 25          | 18          | 16          | 18          | 25          | 20          | 138         |
| 6            | 18         | 23          | 27          | 31          | 27          | 42          | 22          | 190         |
| 7            | 21         | 36          | 32          | 37          | 61          | 47          | 40          | 274         |
| 8            | 25         | 58          | 48          | 56          | 70          | 69          | 52          | 378         |
| 9            | 45         | 56          | 56          | 63          | 80          | 68          | 55          | 423         |
| 10           | 47         | 60          | 64          | 61          | 83          | 68          | 59          | 442         |
| 11           | 38         | 47          | 55          | 49          | 82          | 63          | 60          | 394         |
| 12           | 41         | 49          | 74          | 61          | 76          | 85          | 64          | 450         |
| 13           | 42         | 66          | 53          | 71          | 83          | 72          | 72          | 459         |
| 14           | 50         | 59          | 71          | 60          | 76          | 85          | 73          | 474         |
| 15           | 44         | 67          | 68          | 71          | 81          | 81          | 63          | 475         |
| 16           | 71         | 66          | 67          | 58          | 72          | 102         | 82          | 518         |
| 17           | 51         | 75          | 71          | 79          | 67          | 85          | 79          | 507         |
| 18           | 50         | 67          | 60          | 73          | 69          | 95          | 74          | 488         |
| 19           | 47         | 60          | 66          | 67          | 69          | 80          | 77          | 466         |
| 20           | 47         | 78          | 55          | 62          | 72          | 88          | 86          | 488         |
| 21           | 38         | 49          | 57          | 62          | 58          | 71          | 61          | 396         |
| 22           | 42         | 44          | 44          | 40          | 51          | 76          | 74          | 371         |
| 23           | 31         | 26          | 29          | 36          | 45          | 66          | 60          | 293         |
| <b>Total</b> | <b>871</b> | <b>1112</b> | <b>1107</b> | <b>1138</b> | <b>1336</b> | <b>1487</b> | <b>1320</b> | <b>8371</b> |

### Total Deputy Involved Incidents by Day of Week and Hour

|              | Sunday     | Monday      | Tuesday    | Wednesday   | Thursday    | Friday      | Saturday    | Total       |
|--------------|------------|-------------|------------|-------------|-------------|-------------|-------------|-------------|
| 0            | 27         | 17          | 25         | 34          | 36          | 35          | 57          | 231         |
| 1            | 17         | 15          | 25         | 20          | 22          | 24          | 45          | 168         |
| 2            | 17         | 15          | 13         | 13          | 18          | 17          | 22          | 115         |
| 3            | 15         | 20          | 12         | 8           | 10          | 14          | 17          | 96          |
| 4            | 4          | 9           | 13         | 11          | 13          | 15          | 17          | 82          |
| 5            | 13         | 21          | 16         | 14          | 16          | 15          | 26          | 121         |
| 6            | 18         | 20          | 36         | 31          | 36          | 31          | 23          | 195         |
| 7            | 33         | 39          | 35         | 48          | 64          | 40          | 39          | 298         |
| 8            | 21         | 65          | 61         | 63          | 86          | 67          | 51          | 414         |
| 9            | 26         | 63          | 54         | 65          | 89          | 68          | 57          | 422         |
| 10           | 33         | 70          | 73         | 68          | 102         | 76          | 59          | 481         |
| 11           | 27         | 64          | 55         | 55          | 98          | 64          | 52          | 415         |
| 12           | 26         | 70          | 59         | 62          | 92          | 66          | 53          | 428         |
| 13           | 38         | 57          | 54         | 68          | 82          | 48          | 60          | 407         |
| 14           | 41         | 61          | 72         | 82          | 73          | 54          | 43          | 426         |
| 15           | 24         | 75          | 70         | 68          | 80          | 67          | 47          | 431         |
| 16           | 37         | 47          | 58         | 58          | 57          | 67          | 63          | 387         |
| 17           | 35         | 46          | 42         | 53          | 53          | 67          | 49          | 345         |
| 18           | 38         | 38          | 40         | 41          | 56          | 64          | 57          | 334         |
| 19           | 24         | 47          | 49         | 40          | 49          | 64          | 62          | 335         |
| 20           | 32         | 56          | 44         | 46          | 49          | 91          | 71          | 389         |
| 21           | 30         | 44          | 43         | 66          | 58          | 80          | 45          | 366         |
| 22           | 32         | 43          | 24         | 44          | 46          | 67          | 61          | 317         |
| 23           | 35         | 35          | 26         | 43          | 41          | 59          | 42          | 281         |
| <b>Total</b> | <b>643</b> | <b>1037</b> | <b>999</b> | <b>1101</b> | <b>1326</b> | <b>1260</b> | <b>1118</b> | <b>7484</b> |

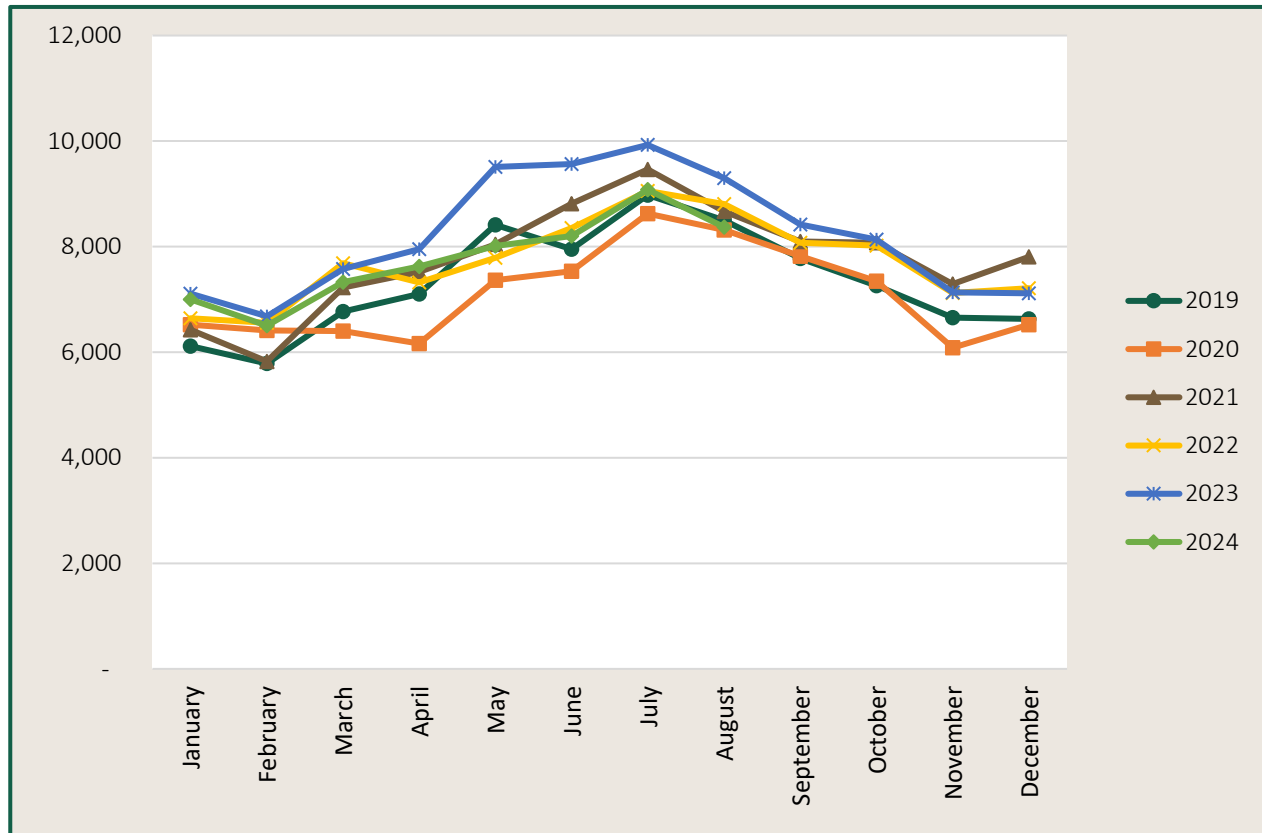
# SPOKANE COUNTY SHERIFF'S OFFICE

Regional Intelligence Group 9

## Citizen Initiated Call For Service (CFS) - All SCSO



Time Period: August 2024



|                    | 2019          | 2020          | 2021          | 2022          | 2023          | 2024          |
|--------------------|---------------|---------------|---------------|---------------|---------------|---------------|
| January            | 6,116         | 6,522         | 6,426         | 6,640         | 7,108         | 6,999         |
| February           | 5,786         | 6,411         | 5,826         | 6,557         | 6,680         | 6,503         |
| March              | 6,769         | 6,401         | 7,228         | 7,684         | 7,578         | 7,328         |
| April              | 7,106         | 6,163         | 7,522         | 7,324         | 7,951         | 7,625         |
| May                | 8,413         | 7,364         | 8,041         | 7,786         | 9,512         | 8,012         |
| June               | 7,954         | 7,537         | 8,816         | 8,352         | 9,563         | 8,203         |
| July               | 8,979         | 8,626         | 9,464         | 9,055         | 9,927         | 9,078         |
| August             | 8,497         | 8,318         | 8,669         | 8,810         | 9,301         | 8,371         |
| September          | 7,777         | 7,817         | 8,100         | 8,074         | 8,422         |               |
| October            | 7,259         | 7,344         | 8,074         | 8,022         | 8,137         |               |
| November           | 6,653         | 6,085         | 7,291         | 7,124         | 7,133         |               |
| December           | 6,630         | 6,519         | 7,806         | 7,214         | 7,118         |               |
| <b>Grand Total</b> | <b>87,939</b> | <b>85,107</b> | <b>93,263</b> | <b>92,642</b> | <b>98,430</b> | <b>62,119</b> |

\*excludes calls handled by Crime Check only

Produced: 09/19/2024

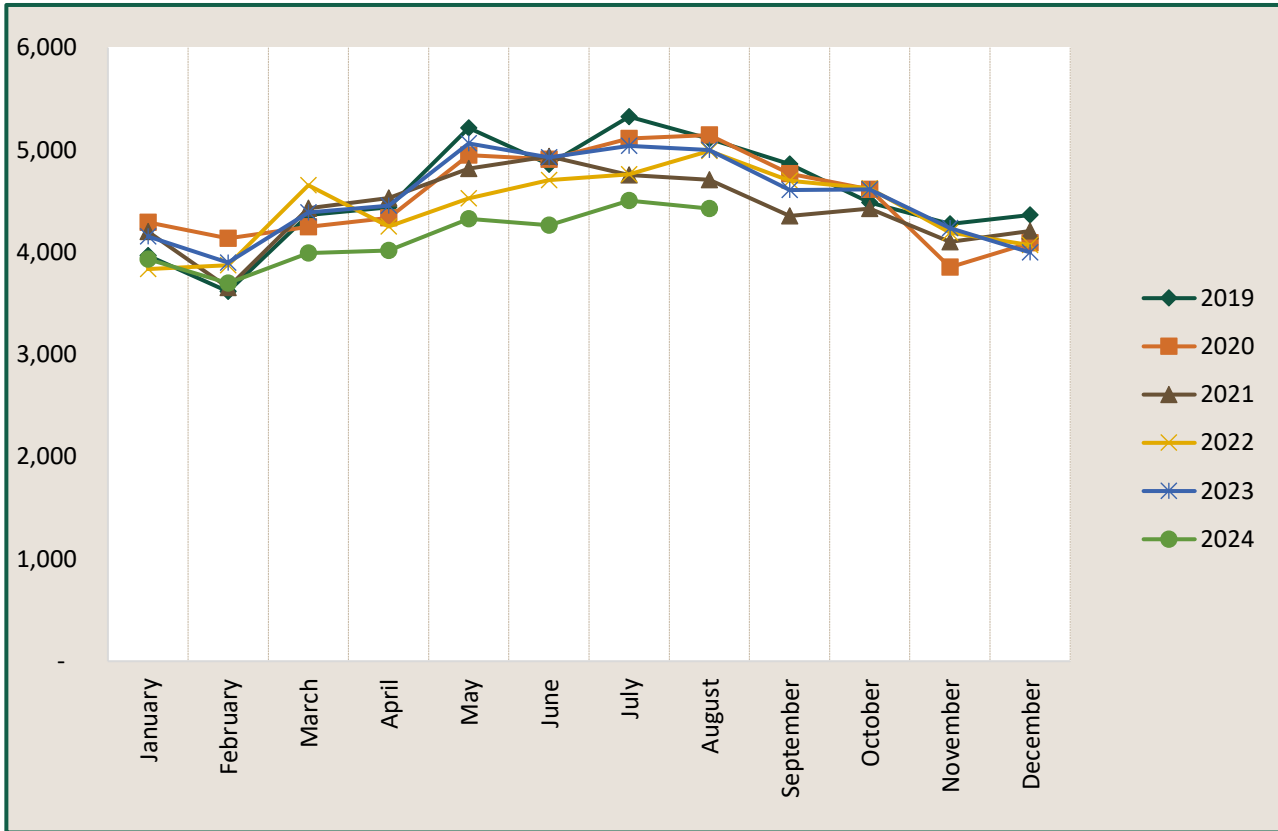
# SPOKANE COUNTY SHERIFF'S OFFICE

Regional Intelligence Group 9

## Citizen CFS With Deputy Response - All SCSO



Time Period: August 2024



|                    | 2019          | 2020          | 2021          | 2022          | 2023          | 2024          |
|--------------------|---------------|---------------|---------------|---------------|---------------|---------------|
| January            | 3,966         | 4,290         | 4,200         | 3,835         | 4,153         | 3,933         |
| February           | 3,615         | 4,136         | 3,654         | 3,871         | 3,898         | 3,697         |
| March              | 4,364         | 4,248         | 4,430         | 4,653         | 4,390         | 3,992         |
| April              | 4,440         | 4,334         | 4,529         | 4,252         | 4,455         | 4,017         |
| May                | 5,214         | 4,950         | 4,816         | 4,527         | 5,063         | 4,327         |
| June               | 4,859         | 4,909         | 4,937         | 4,704         | 4,927         | 4,263         |
| July               | 5,325         | 5,110         | 4,754         | 4,760         | 5,038         | 4,504         |
| August             | 5,108         | 5,145         | 4,709         | 4,990         | 5,000         | 4,427         |
| September          | 4,861         | 4,768         | 4,354         | 4,698         | 4,608         |               |
| October            | 4,484         | 4,615         | 4,427         | 4,622         | 4,615         |               |
| November           | 4,277         | 3,853         | 4,102         | 4,191         | 4,235         |               |
| December           | 4,365         | 4,092         | 4,206         | 4,068         | 3,997         |               |
| <b>Grand Total</b> | <b>54,878</b> | <b>54,450</b> | <b>53,118</b> | <b>53,171</b> | <b>54,379</b> | <b>33,160</b> |

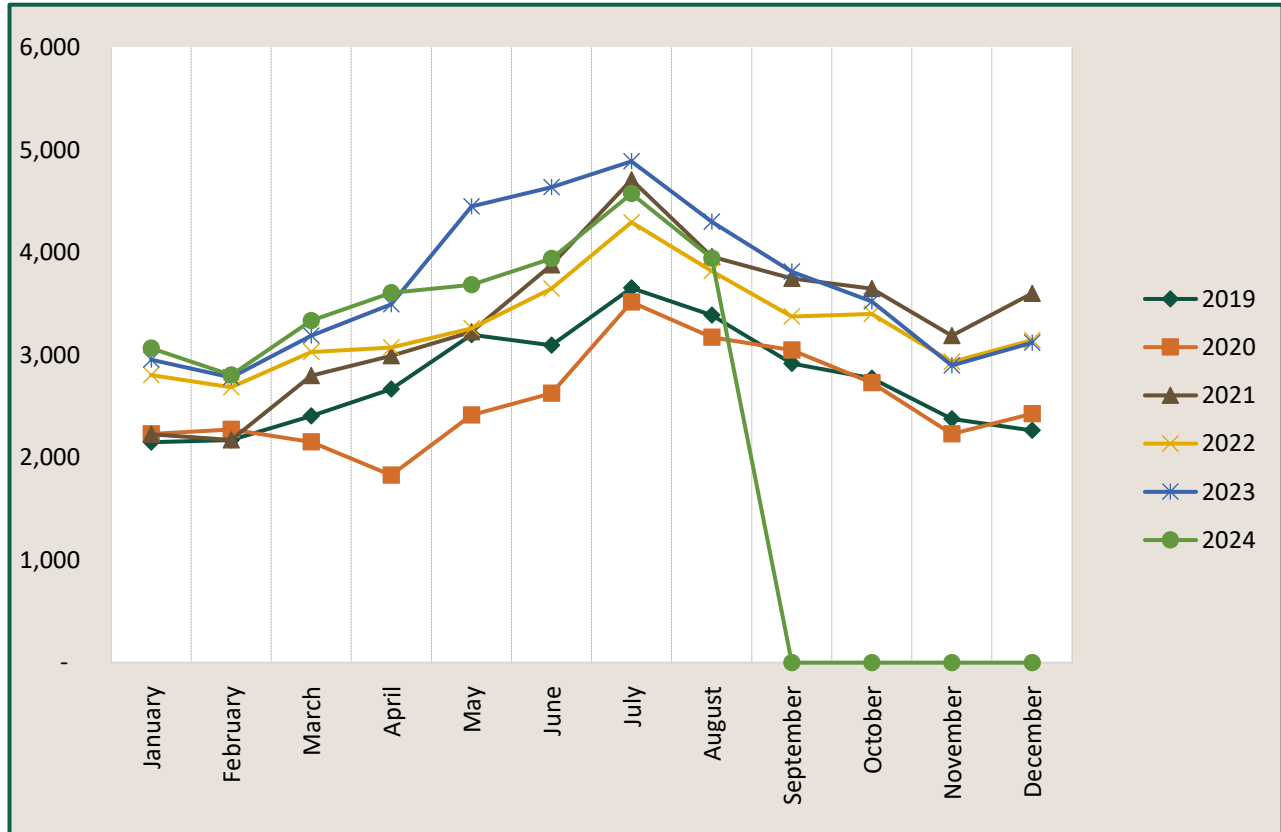
# SPOKANE COUNTY SHERIFF'S OFFICE

Regional Intelligence Group 9

## Citizen CFS Without Deputy Response - All SCSO



Time Period: August 2024



|                    | 2019          | 2020          | 2021          | 2022          | 2023          | 2024          |
|--------------------|---------------|---------------|---------------|---------------|---------------|---------------|
| January            | 2,150         | 2,232         | 2,226         | 2,805         | 2,955         | 3,066         |
| February           | 2,171         | 2,275         | 2,172         | 2,686         | 2,782         | 2,806         |
| March              | 2,405         | 2,153         | 2,798         | 3,031         | 3,188         | 3,336         |
| April              | 2,666         | 1,829         | 2,993         | 3,072         | 3,496         | 3,608         |
| May                | 3,199         | 2,414         | 3,225         | 3,259         | 4,449         | 3,685         |
| June               | 3,095         | 2,628         | 3,879         | 3,648         | 4,636         | 3,940         |
| July               | 3,654         | 3,516         | 4,710         | 4,295         | 4,889         | 4,574         |
| August             | 3,389         | 3,173         | 3,960         | 3,820         | 4,301         | 3,944         |
| September          | 2,916         | 3,049         | 3,746         | 3,376         | 3,814         |               |
| October            | 2,775         | 2,729         | 3,647         | 3,400         | 3,522         |               |
| November           | 2,376         | 2,232         | 3,189         | 2,933         | 2,898         |               |
| December           | 2,265         | 2,427         | 3,600         | 3,146         | 3,121         |               |
| <b>Grand Total</b> | <b>33,061</b> | <b>30,657</b> | <b>40,145</b> | <b>39,471</b> | <b>44,051</b> | <b>28,959</b> |



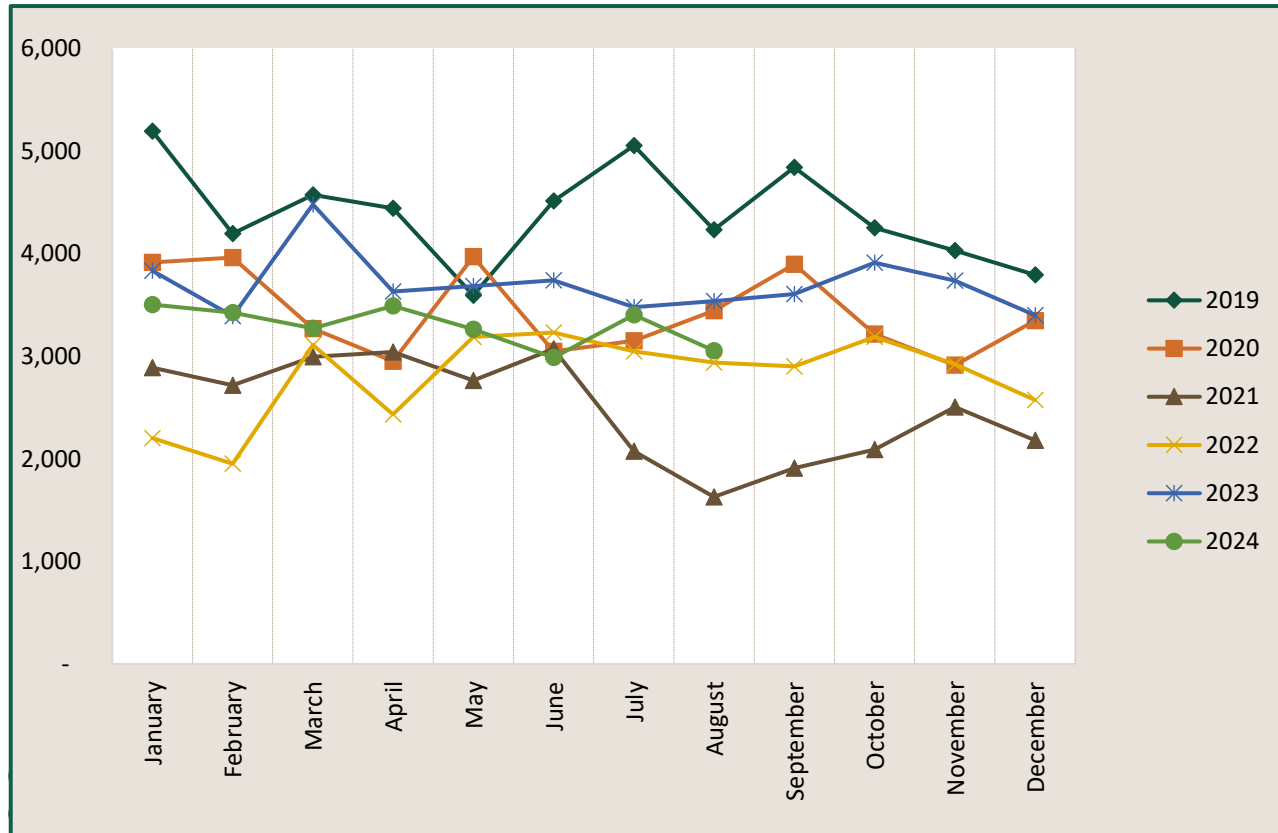
# SPOKANE COUNTY SHERIFF'S OFFICE

Regional Intelligence Group 9

## Deputy Initiated Incidents - All SCSO



Time Period: August 2024



|                    | 2019          | 2020          | 2021          | 2022          | 2023          | 2024          |
|--------------------|---------------|---------------|---------------|---------------|---------------|---------------|
| January            | 5,197         | 3,916         | 2,891         | 2,203         | 3,835         | 3,506         |
| February           | 4,198         | 3,964         | 2,720         | 1,953         | 3,393         | 3,427         |
| March              | 4,575         | 3,271         | 2,996         | 3,112         | 4,482         | 3,273         |
| April              | 4,444         | 2,954         | 3,043         | 2,434         | 3,633         | 3,493         |
| May                | 3,596         | 3,972         | 2,766         | 3,190         | 3,687         | 3,265         |
| June               | 4,515         | 3,051         | 3,074         | 3,233         | 3,742         | 2,989         |
| July               | 5,055         | 3,153         | 2,077         | 3,050         | 3,479         | 3,404         |
| August             | 4,234         | 3,446         | 1,630         | 2,940         | 3,540         | 3,057         |
| September          | 4,843         | 3,898         | 1,910         | 2,902         | 3,607         |               |
| October            | 4,255         | 3,218         | 2,090         | 3,189         | 3,913         |               |
| November           | 4,033         | 2,914         | 2,505         | 2,926         | 3,739         |               |
| December           | 3,796         | 3,348         | 2,181         | 2,575         | 3,401         |               |
| <b>Grand Total</b> | <b>52,741</b> | <b>41,105</b> | <b>29,883</b> | <b>33,707</b> | <b>44,451</b> | <b>26,414</b> |

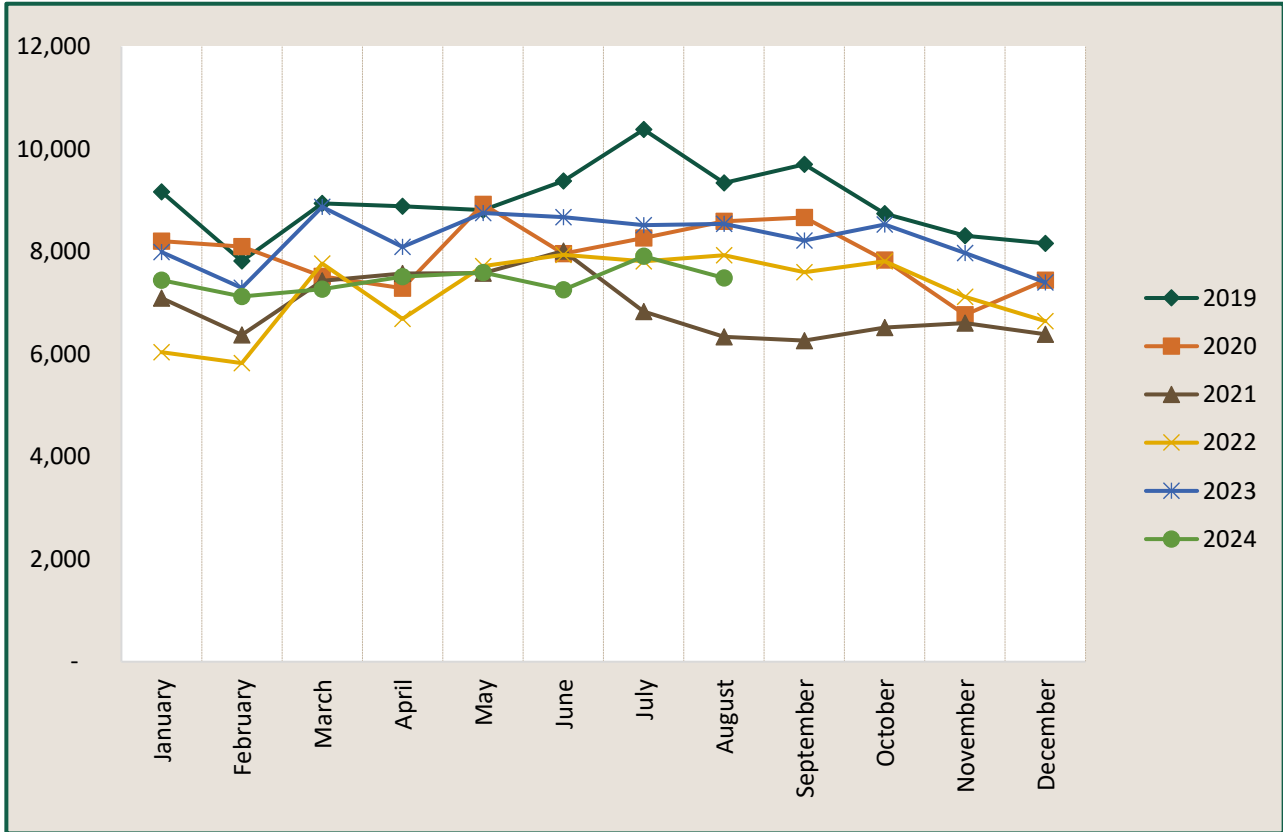
# SPOKANE COUNTY SHERIFF'S OFFICE

Regional Intelligence Group 9

## Total Deputy Involved Incidents - All SCSO



Time Period: August 2024

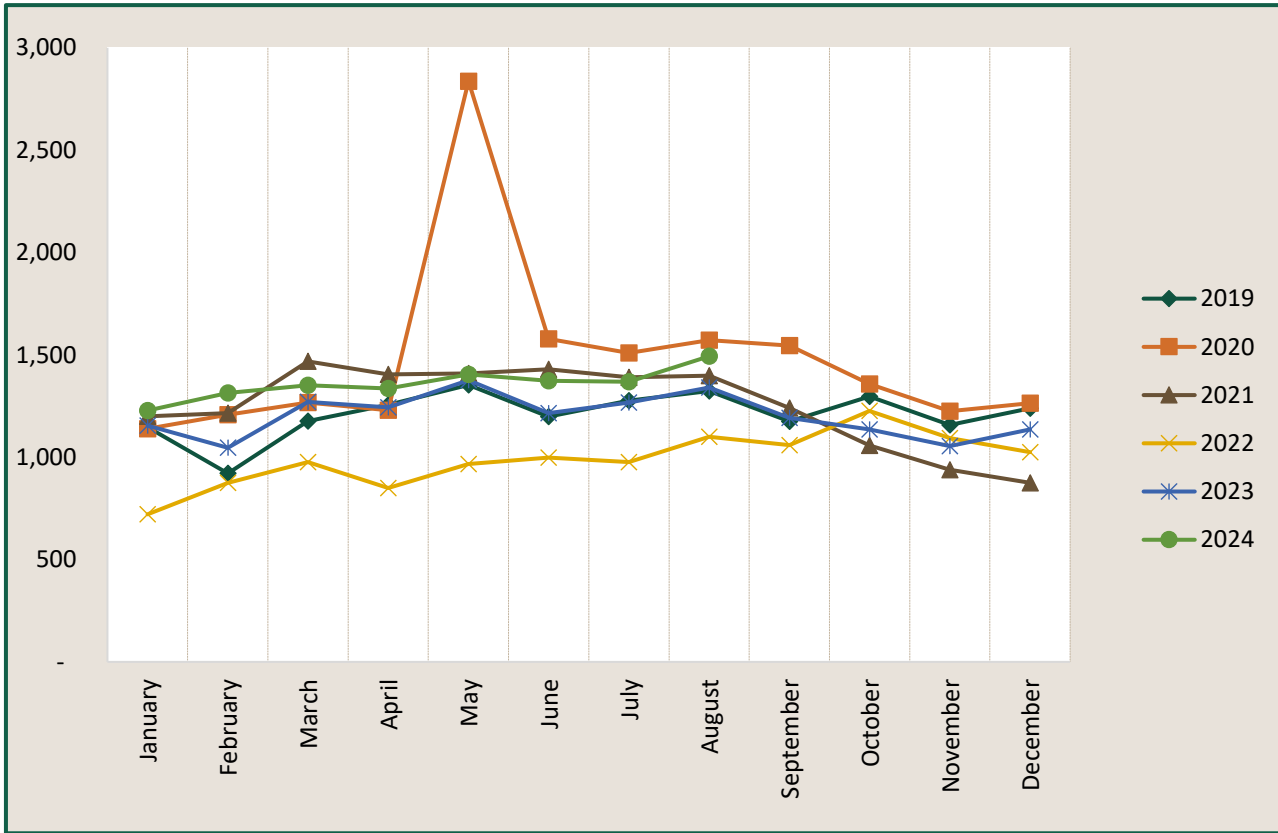


|                    | 2019           | 2020          | 2021          | 2022          | 2023          | 2024          |
|--------------------|----------------|---------------|---------------|---------------|---------------|---------------|
| January            | 9,163          | 8,206         | 7,091         | 6,038         | 7,988         | 7,439         |
| February           | 7,813          | 8,100         | 6,374         | 5,824         | 7,291         | 7,124         |
| March              | 8,939          | 7,519         | 7,426         | 7,765         | 8,872         | 7,265         |
| April              | 8,884          | 7,288         | 7,572         | 6,686         | 8,088         | 7,510         |
| May                | 8,810          | 8,922         | 7,582         | 7,717         | 8,750         | 7,592         |
| June               | 9,374          | 7,960         | 8,011         | 7,937         | 8,669         | 7,252         |
| July               | 10,380         | 8,263         | 6,831         | 7,810         | 8,517         | 7,908         |
| August             | 9,342          | 8,591         | 6,339         | 7,930         | 8,540         | 7,484         |
| September          | 9,704          | 8,666         | 6,264         | 7,600         | 8,215         |               |
| October            | 8,739          | 7,833         | 6,517         | 7,811         | 8,528         |               |
| November           | 8,310          | 6,767         | 6,607         | 7,117         | 7,974         |               |
| December           | 8,161          | 7,440         | 6,387         | 6,643         | 7,398         |               |
| <b>Grand Total</b> | <b>107,619</b> | <b>95,555</b> | <b>83,001</b> | <b>86,878</b> | <b>98,830</b> | <b>59,574</b> |

**SPOKANE COUNTY SHERIFF'S OFFICE**  
 Regional Intelligence Group 9  
 Crime Check Call For Service (CFS) - All SCSO



Time Period: August 2024



|                    | 2019          | 2020          | 2021          | 2022          | 2023          | 2024          |
|--------------------|---------------|---------------|---------------|---------------|---------------|---------------|
| January            | 1,146         | 1,139         | 1,200         | 721           | 1,154         | 1,228         |
| February           | 921           | 1,208         | 1,215         | 874           | 1,046         | 1,314         |
| March              | 1,176         | 1,267         | 1,468         | 976           | 1,270         | 1,351         |
| April              | 1,256         | 1,230         | 1,404         | 849           | 1,243         | 1,336         |
| May                | 1,353         | 2,837         | 1,409         | 967           | 1,376         | 1,404         |
| June               | 1,198         | 1,578         | 1,429         | 998           | 1,215         | 1,373         |
| July               | 1,276         | 1,509         | 1,390         | 976           | 1,267         | 1,368         |
| August             | 1,324         | 1,572         | 1,399         | 1,100         | 1,340         | 1,493         |
| September          | 1,175         | 1,546         | 1,240         | 1,059         | 1,192         |               |
| October            | 1,297         | 1,358         | 1,057         | 1,226         | 1,136         |               |
| November           | 1,157         | 1,225         | 939           | 1,093         | 1,055         |               |
| December           | 1,239         | 1,264         | 875           | 1,025         | 1,136         |               |
| <b>Grand Total</b> | <b>14,518</b> | <b>17,733</b> | <b>15,025</b> | <b>11,864</b> | <b>14,430</b> | <b>10,867</b> |

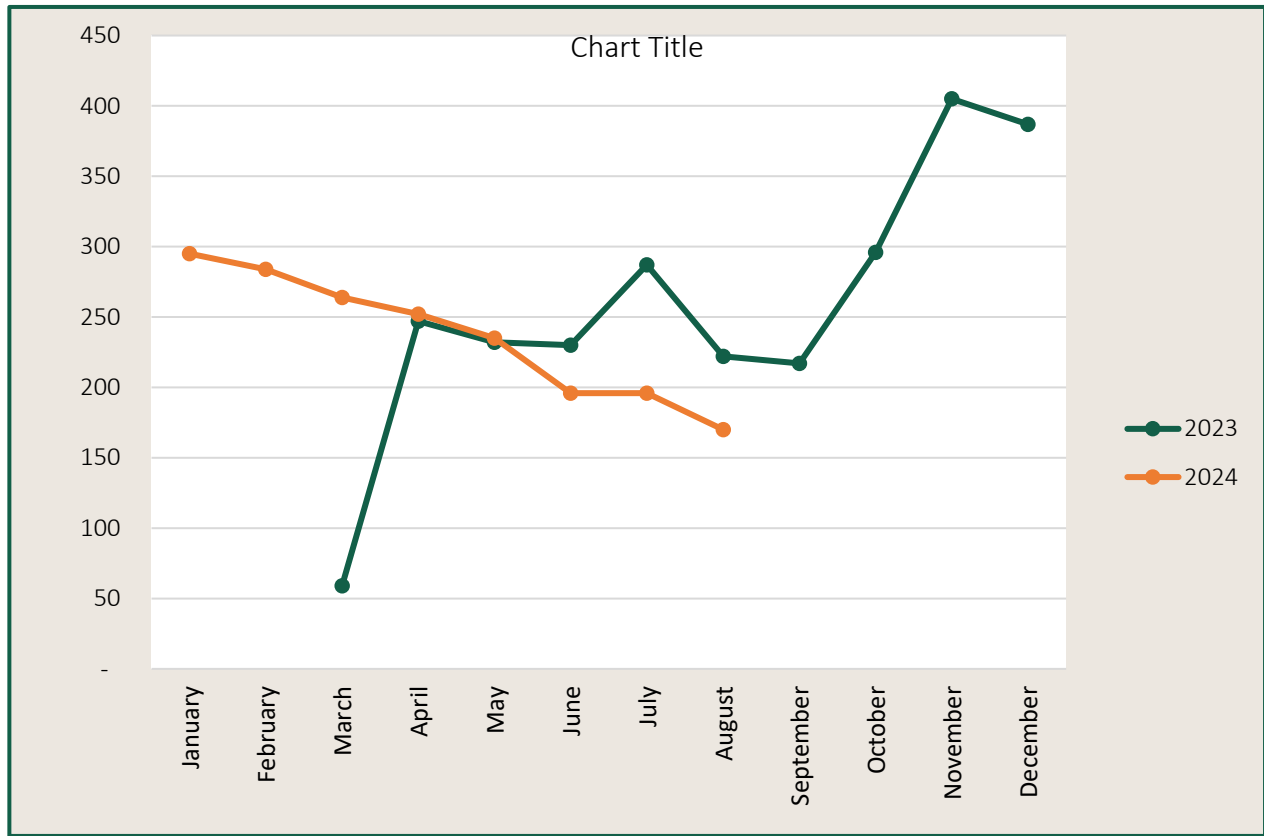
# SPOKANE COUNTY SHERIFF'S OFFICE

Regional Intelligence Group 9

## CAD Call Type COP - All SCSO



Time Period: August 2024



|                    | 2023         | 2024         |
|--------------------|--------------|--------------|
| January            |              | 295          |
| February           |              | 284          |
| March              | 59           | 264          |
| April              | 247          | 252          |
| May                | 232          | 235          |
| June               | 230          | 196          |
| July               | 287          | 196          |
| August             | 222          | 170          |
| September          | 217          |              |
| October            | 296          |              |
| November           | 405          |              |
| December           | 387          |              |
| <b>Grand Total</b> | <b>2,582</b> | <b>1,892</b> |

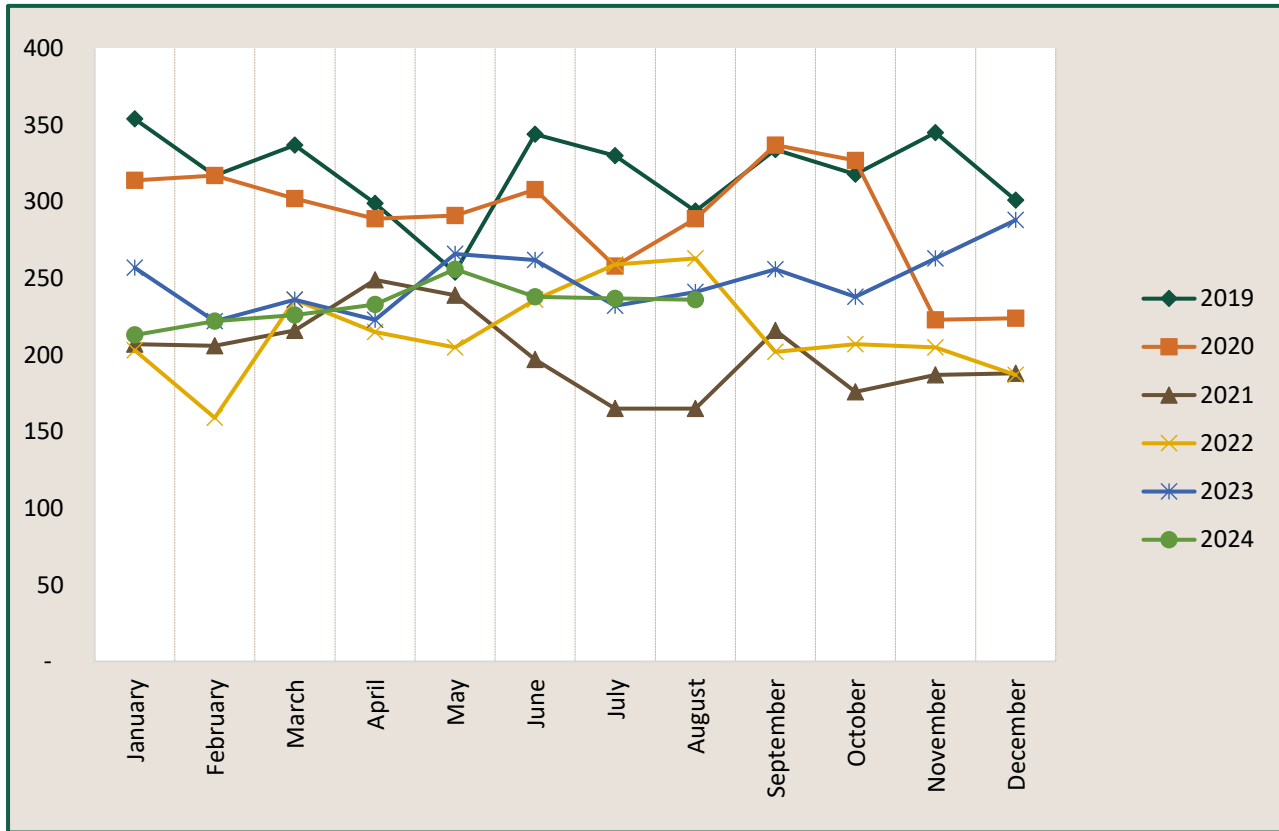
# SPOKANE COUNTY SHERIFF'S OFFICE

Regional Intelligence Group 9

## Criminal Ticket Counts - All SCSO



Time Period: August 2024



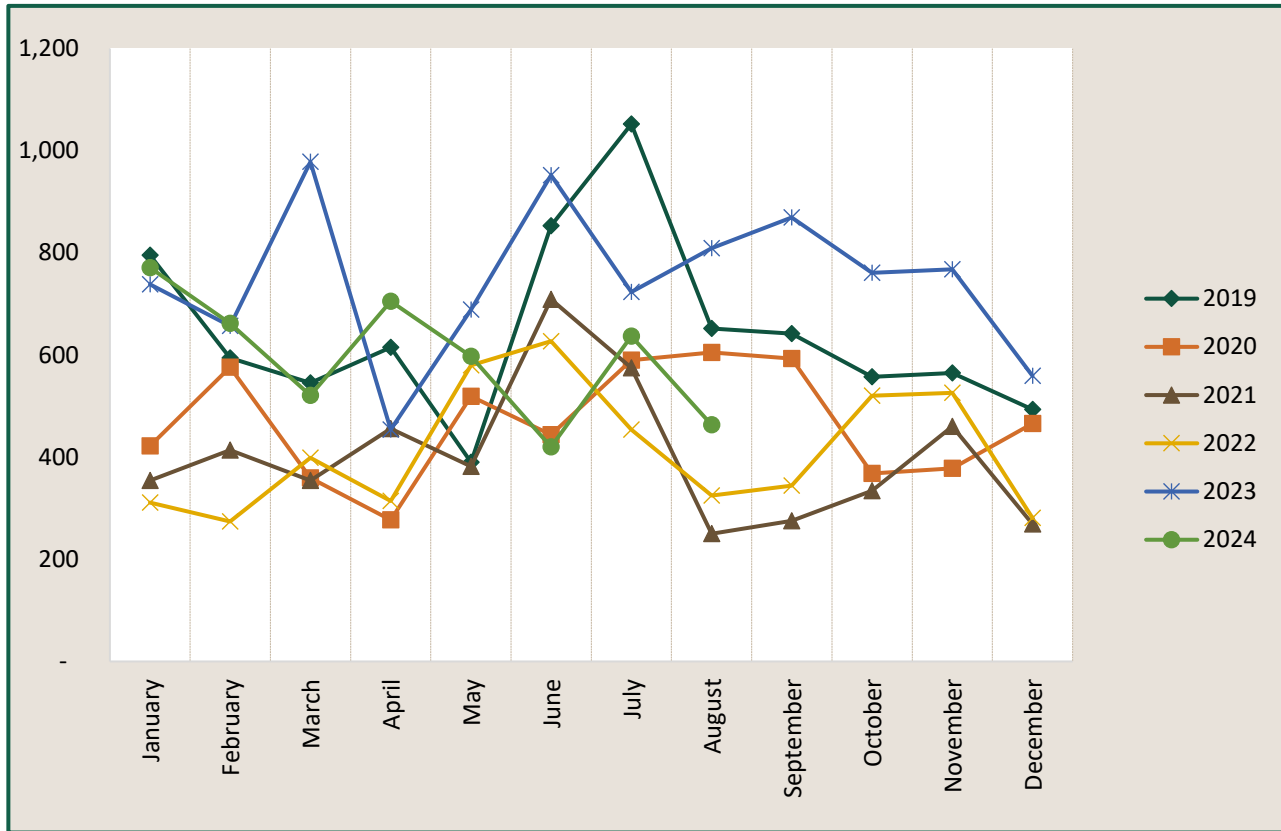
|                    | 2019         | 2020         | 2021         | 2022         | 2023         | 2024         |
|--------------------|--------------|--------------|--------------|--------------|--------------|--------------|
| January            | 354          | 314          | 207          | 203          | 257          | 213          |
| February           | 317          | 317          | 206          | 159          | 222          | 222          |
| March              | 337          | 302          | 216          | 236          | 236          | 226          |
| April              | 299          | 289          | 249          | 215          | 223          | 233          |
| May                | 254          | 291          | 239          | 205          | 266          | 256          |
| June               | 344          | 308          | 197          | 236          | 262          | 238          |
| July               | 330          | 258          | 165          | 259          | 232          | 237          |
| August             | 294          | 289          | 165          | 263          | 241          | 236          |
| September          | 334          | 337          | 216          | 202          | 256          |              |
| October            | 318          | 327          | 176          | 207          | 238          |              |
| November           | 345          | 223          | 187          | 205          | 263          |              |
| December           | 301          | 224          | 188          | 187          | 288          |              |
| <b>Grand Total</b> | <b>3,827</b> | <b>3,479</b> | <b>2,411</b> | <b>2,577</b> | <b>2,984</b> | <b>1,861</b> |

\*ticket type of Criminal Non Traffic & Criminal Traffic

**SPOKANE COUNTY SHERIFF'S OFFICE**  
 Regional Intelligence Group 9  
 Non - Criminal Ticket Counts - All SCSO



Time Period: August 2024



|                    | 2019         | 2020         | 2021         | 2022         | 2023         | 2024         |
|--------------------|--------------|--------------|--------------|--------------|--------------|--------------|
| January            | 795          | 422          | 354          | 311          | 738          | 771          |
| February           | 594          | 576          | 414          | 274          | 657          | 662          |
| March              | 545          | 359          | 354          | 399          | 978          | 521          |
| April              | 615          | 277          | 456          | 314          | 454          | 705          |
| May                | 390          | 519          | 382          | 580          | 689          | 597          |
| June               | 853          | 444          | 709          | 627          | 952          | 420          |
| July               | 1,052        | 590          | 575          | 454          | 723          | 637          |
| August             | 652          | 605          | 250          | 325          | 809          | 463          |
| September          | 642          | 593          | 275          | 344          | 869          |              |
| October            | 557          | 368          | 334          | 520          | 761          |              |
| November           | 565          | 378          | 460          | 526          | 768          |              |
| December           | 493          | 466          | 269          | 281          | 559          |              |
| <b>Grand Total</b> | <b>7,753</b> | <b>5,597</b> | <b>4,832</b> | <b>4,955</b> | <b>8,957</b> | <b>4,776</b> |

\*Ticket Type of Infraction Non Traffic & Infraction Traffic

Produced: 09/19/2024

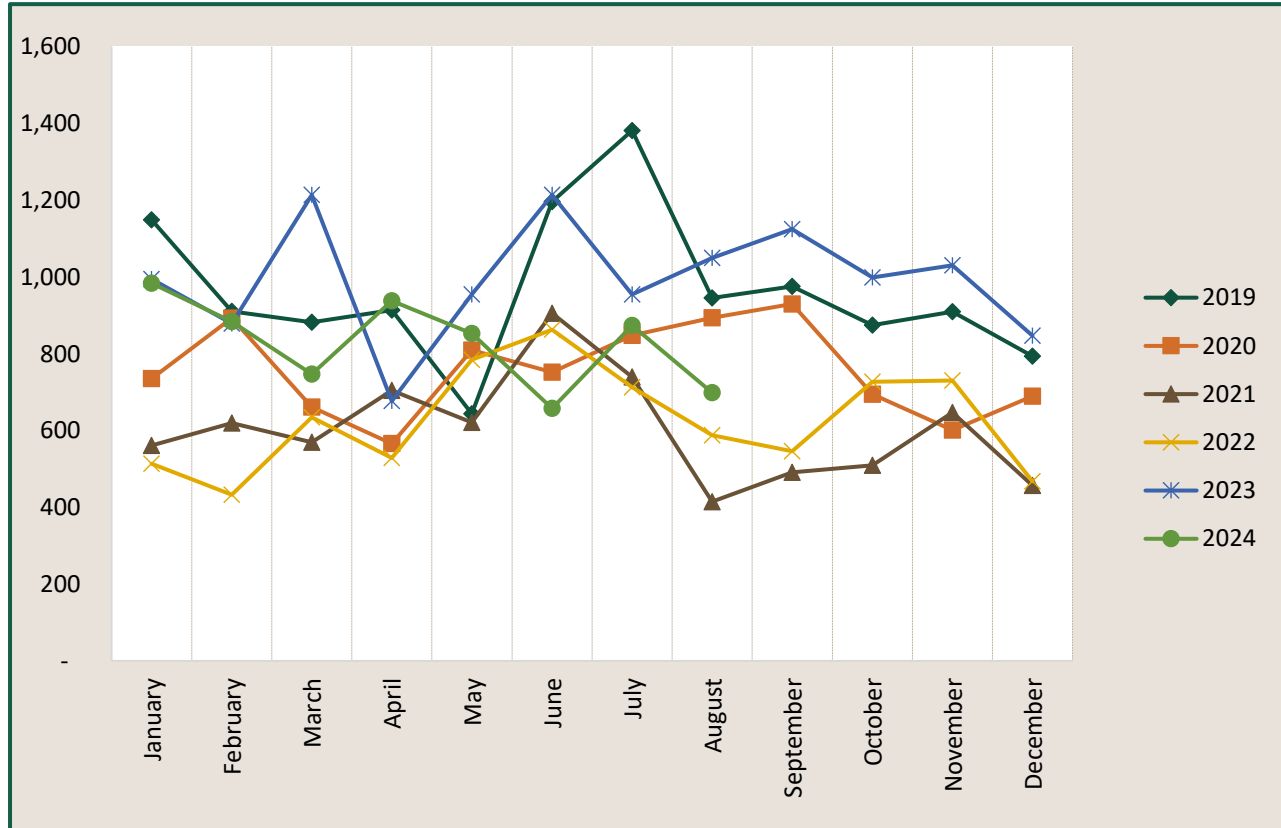
# SPOKANE COUNTY SHERIFF'S OFFICE

Regional Intelligence Group 9

## All Ticket Counts - All SCSO



Time Period: August 2024



|                    | 2019          | 2020         | 2021         | 2022         | 2023          | 2024         |
|--------------------|---------------|--------------|--------------|--------------|---------------|--------------|
| January            | 1,149         | 736          | 561          | 514          | 995           | 984          |
| February           | 911           | 893          | 620          | 433          | 879           | 884          |
| March              | 882           | 661          | 570          | 635          | 1,214         | 747          |
| April              | 914           | 566          | 705          | 529          | 677           | 938          |
| May                | 644           | 810          | 621          | 785          | 955           | 853          |
| June               | 1,197         | 752          | 906          | 863          | 1,214         | 658          |
| July               | 1,382         | 848          | 740          | 713          | 955           | 874          |
| August             | 946           | 894          | 415          | 588          | 1,050         | 699          |
| September          | 976           | 930          | 491          | 546          | 1,125         |              |
| October            | 875           | 695          | 510          | 727          | 999           |              |
| November           | 910           | 601          | 647          | 731          | 1,031         |              |
| December           | 794           | 690          | 457          | 468          | 847           |              |
| <b>Grand Total</b> | <b>11,580</b> | <b>9,076</b> | <b>7,243</b> | <b>7,532</b> | <b>11,941</b> | <b>6,637</b> |

\*All ticket types except parking